MADE BY SCHICK

THE BEST FOR YOUR LABORATORY

SCHICK DENTAL

create the future

List of contents

HANDPIECES		
Q3	▶ User-friendly & practice-oriented	**4**
	▶ Technical data	**6**
	▶ Q3 Powerstick	**7**
	▶ Handpiece for left-handed	**8**
	▶ ISO-motor	**8**
	▶ Q Basic slim	**9**
Q Mobile	▶ Highest precision without grid connection	**10**
Accessories	▶ Riveting hammer for micromotors	**12**
	▶ Selection - practical processing sets	**14**
WORKPLACE LAYOUT		
Absorberbox	▶ Compact, quiet and top illumination	**16**
L Protect	▶ The ultimate combination of protection and illumination	**18**
	▶ The one of a kind LED swan neck lamp – L Protect SH-D	**19**
Loupe	▶ Outstanding sharpness and clarity	**20**
Air puffer system	▶ Clear choice	**21**
MILLING TECHNOLOGY		
S1 Basic	▶ The compact milling unit	**22**
S2 Profi	▶ The all-round milling unit	**24**
S3 Premium	▶ The masterclass	**26**
S Technology	▶ Technical data	**28**
S Ceramic	▶ The ceramic milling set	**30**
	▶ Technical data	**32**
S W1	▶ Watercooling for milling spindle	**34**
MODEL PROCESSING		
G2 Concept	▶ Time-saving model saw	**36**
	▶ Technical data	**38**

All for my Lab

Craftsmanship

at its best

Schick, a family-owned company, has developed in around 60 years to become one of the world's leading premium manufacturers of micromotors, milling machines and devices for model processing. Driven by creativity, quality consciousness and German inventive spirit, the development engineers continue to set new standards in the industry in collaboration with leading dental technicians.

Your benefits at a glance

- Longlasting premium products guaranteed developed and assembled in Germany
- Personal point of contact
- Reliable service
- Own service center
- Longtime availability of spare parts
- 1 year warranty and 5 years warranty on the electric motor (stator and rotor magnet) of the current handpieces and milling spindles

User-friendly & practice-oriented

Outstanding performance

The new Q3 series from Schick offers unbeatable performance parameters with up to 60,000 rpm and 11 Ncm. Thanks to new technology, the speed can be controlled extremely sensitively, making it ideal for processing even the most demanding dental materials.

Multifunctional and reliable

All important parameters are clearly displayed on the bright OLED display and are easy to read from all angles. Additional functions such as clockwise/anticlockwise rotation and cruise control leave nothing to be desired and can be conveniently activated via direct selection keys.

Three power classes

With three different performance classes, the Q3 covers the requirements of a wide range of applications. The three unit types are supplied with the following handpieces as standard:

- The **Q3 Basic** with Q Basic handpiece, which is perfectly suited for universal use in everyday laboratory work thanks to its robust design.
- The **Q3 Profi** with Q Profi motor handpiece, which thanks to the soft-grip surface lies comfortably in the hand and is therefore very popular and widespread.
- The **Q3 Premium** with Q Premium handpiece - the ultra-light and ergonomically perfectly balanced motor handpiece, which with its robust interior made of corrosion-resistant stainless steel is also suitable for the heaviest grinding, cutting and milling work.

With Q3 you get absolute top technology
Made by Schick.

Basic

Profi

Premium

Q3 Basic

Knee control complete	Art. No.	10765
Foot control complete	Art. No.	10768
Table-top control complete	**Art. No.**	**10773**

Q3 Profi

Knee control complete	Art. No.	10775
Foot control complete	**Art. No.**	**10778**
Table-top control complete	Art. No.	10783

Q3 Premium

Knee control complete	**Art. No.**	**10785**
Foot control complete	Art. No.	10788
Table-top control complete	Art. No.	10793

As option available:

Footswitch (on/off) Art. No. 6370/2

Dynamic foot control Art. No. 9440

Technical data

	Q3 Basic	Q3 Profi	Q3 Premium
Speed range	200 – 40,000 rpm	200 – 50,000 rpm	200 – 60,000 rpm
Torque	7 Ncm	9 Ncm	11 Ncm
Operating voltage	100 – 240 Volt	100 – 240 Volt	100 – 240 Volt
Operating frequency	50/60 Hz	50/60 Hz	50/60 Hz
Power consumption	160 Watt / max. 180 Watt	180 Watt / max. 240 Watt	200 Watt / max. 340 Watt
Overload protection	No waiting time when restarting	No waiting time when restarting	No waiting time when restarting

Scope of delivery: Control unit, handpiece with cable, handpiece rack, mains cable

Handpiece	Q Basic (9400/3)	Q Profi (9300)	Q Premium (10720)
Diameter	Max. 30 mm	Max. 28 mm	Max. 29 mm
Length	158 mm	158 mm	144 mm
Weight without cable	247 g	256 g	195 g
Weight with cable	378 g	384 g	330 g
Drive system	Brushless DC-Motor	Brushless DC-Motor	Brushless DC-Motor
Concentricity	< 0.02 mm	< 0.02 mm	< 0.02 mm
Chucks	Ø 2.35 mm (standard) Ø 3.00 mm (optional)	Ø 2.35 mm (standard) Ø 3.00 mm (optional)	Ø 2.35 mm (standard) Ø 3.00 mm (optional)
Tool change	Quick release	Quick release	Quick release

Control units			
Dimensions	Knee device	Foot device	Table-top device
Width	128 mm	175 mm	106 mm
Height	208 mm	95 mm	200 mm
Depth	207 mm	260 mm	207 mm
Weight	1,360 g	2,300 g	1,880 g

Q3 Powerstick

Unique solution for more performance

More Power

With the newly developed Powerstick from Schick, the two power classes Q3 Basic and Q3 Profi can be retrofitted with additional power if required.

Your benefits

- Increase in speed by 10,000 rpm and 2 Ncm torque
- Simple and fast use of the Powerstick- no conversions required
- Subsequently a powerful plus in performance without the need to purchase an additional handpiece
- Not device-specific, can be used flexibly at different laboratory workplaces

Q3 Powerstick
Art. No. 10745

Left-hand handpiece

Unrestricted working

Optimal handpiece for left-handers

Schick offers convenient laboratory handpieces also for left-handers: The left-hand handpiece by Schick optimally supports dental technicians in their work. When used in conjunction with special anticlockwise milling cutters, the cutting or working direction corresponds to that of right-handed operators with clockwise handpieces and thus facilitates extraction. A special control unit is not required because the direction of rotation is switched by the special anticlockwise configuration on the handpiece.

Your benefits

- Unlimited maximum speed
- adaptable use
- Non-fatiguing working
- Connects to all Q/QUBE/Q3 control units from Schick*

Art. No. 9002/08

Technical data	
Diameter	Max. 28 mm
Length	158 mm
Weight without cable	256 g
Weight with cable	384 g
Drive system	Brushless DC-Motor
Concentricity	< 0.02 mm
Chucks	Ø 2.35 mm (standard)
	Ø 3.00 mm (optional)
Tool change	Quick release

Q-Motor

with ISO-Coupling

For Schick control units

The ISO-motor enables the usage of dental angular handpieces with the powerful Schick control units. You can attach the regular dental contra angle handpieces or the fiber optics handpieces to this ISO-motor.

Your benefits

- Connects to all Q/QUBE/Q3 control units from Schick*

Art. No. 9002/04

Technical data	
Diameter	Max. 28 mm
Length	115 mm
Weight without cable	152 g
Weight with cable	282 g

Q Basic slim

The slim alternative

Slim and variable

The Q Basic slim motorhandpiece is an alternative to the standard handpieces from Schick. The lean design allows users to hold the handpiece as needed for the task in the laboratory. The unique design of the handpiece tip allows users to access hard-to-reach places.

Your benefits

- Pen and fist grip enable flexible working
- Especially suited to small hands
- Connects to all Q/QUBE/Q3 control units from Schick*

Art. No. 9400/13

Technical data	
Diameter	Max. 28 mm
Length	148 mm
Weight without cable	230 g
Weight with cable	360 g
Drive system	Brushless DC-Motor
Concentricity	< 0.02 mm
Chucks	Ø 2.35 mm (standard) Ø 3.00 mm (optional)
Tool change	Quick release

*Older control units (C-Series) with adapter cable

Q Mobile

Highest precision without grid connection

Powerful and mobile

The rechargeable handpiece Q Mobile from Schick combines two worlds for the first time: unlimited mobility thanks to battery power and the quality of a Schick handpiece.

Your benefits

- Highest precision and concentricity properties
- High performance of 5.5 Ncm and 30,000 rpm
- Quick-release clamping
- Speed and capacity display
- Can be switched between left- and right hand motion
- Optional: connecting cable for separation of battery and handpiece

Q Mobile
Art. No. 9705
Scope of delivery:
Q Mobile motorhandpiece without cable, control unit with integrated battery, charging station, transport case

Safe and Practical

Delivery and storage in transport case

Optionally available

Thanks to the waist bag, Q Mobile together with the connection cable can be worn practically on the body. The bag offers space for the battery control unit and the handpiece.

Waist bag (without content)
Art. No. 9654

Connecting cable for Q Mobile handpiece
Art. No. 9604

Connecting cable for Q Basic, Q Profi, QUBE LV
Art. No. 9604/1

Technical data	
Speed range	3,000 - 30,000 rpm
Torque	5.5 Ncm
Operating voltage	90 - 264 Volt
Operating frequency	50/60 Hz
Overload protection	Electrical

Handpiece	
Diameter	max. 29 mm
Length without cable	120 mm
Weight	194 g
Drive system	Brushless DC-Motor
Concentricity	< 0.02 mm
Chucks	Ø 2.35 mm (Standard) Ø 3.0 mm (Optional)
Tool change	Quick release
Battery	
Width	71 mm
Height	125 mm
Depth	43 mm
Weight	250 g
Capacity	3,500 mAh

Riveting hammer

For handpieces

Versatile

This micromotor extension has a multitude of applications and will even separate telescopic and conical crowns which are wedged together tightly. The vibrations created in the extension separate the inner and outer copings without harming their delicate marginal areas.

Your benefits

- Quick and easy to handle
- Robust construction
- Tempered ram, will not distort
- Lifetime-lubricated ball bearing
- For 2.35 mm diameter chucks
- To be used with nearly all micromotors

Riveting hammer
Art. No. 1850*

Riveting hammer with chisel
Art. No. 1850/1*

Riveting hammer QUBE
Art. No. fehlt: 1850/2
For handpiece Art. No. 9001 (QUBE), 9003 (QUBE Assist), 9500 (QUBE II), 10720 (Q Premium), 9705 (Q Mobile)

Twin-riveting hammer
with plastic cap to be used on sensitive surfaces
Art. No. 1860*

See user video on
www.schick-dental.de/rivetinghammer

*To be used with micromotors from other manufacturers

universal

Selection

Exceptional quality

Practical processing sets

The Selection processing sets are a collection of high-quality tools in whose development we concentrated on what is crucial. These highquality tools are tested and recommended by dental technicians.

Less is more

The compact Selection processing sets allow performing all cutting and milling works effectively and with a minimum amount of tool changes – for less is more.

1 **Conditioning Set Acrylics**
Art. No. 3905

2 **Conditioning Set Precious Metal**
Art. No. 3910

3 **Conditioning Set Framework**
Art. No. 3920

4 **Conditioning Set Plaster**
Art. No. 3930

5 **Conditioning Set Porcelain**
Art. No. 3940

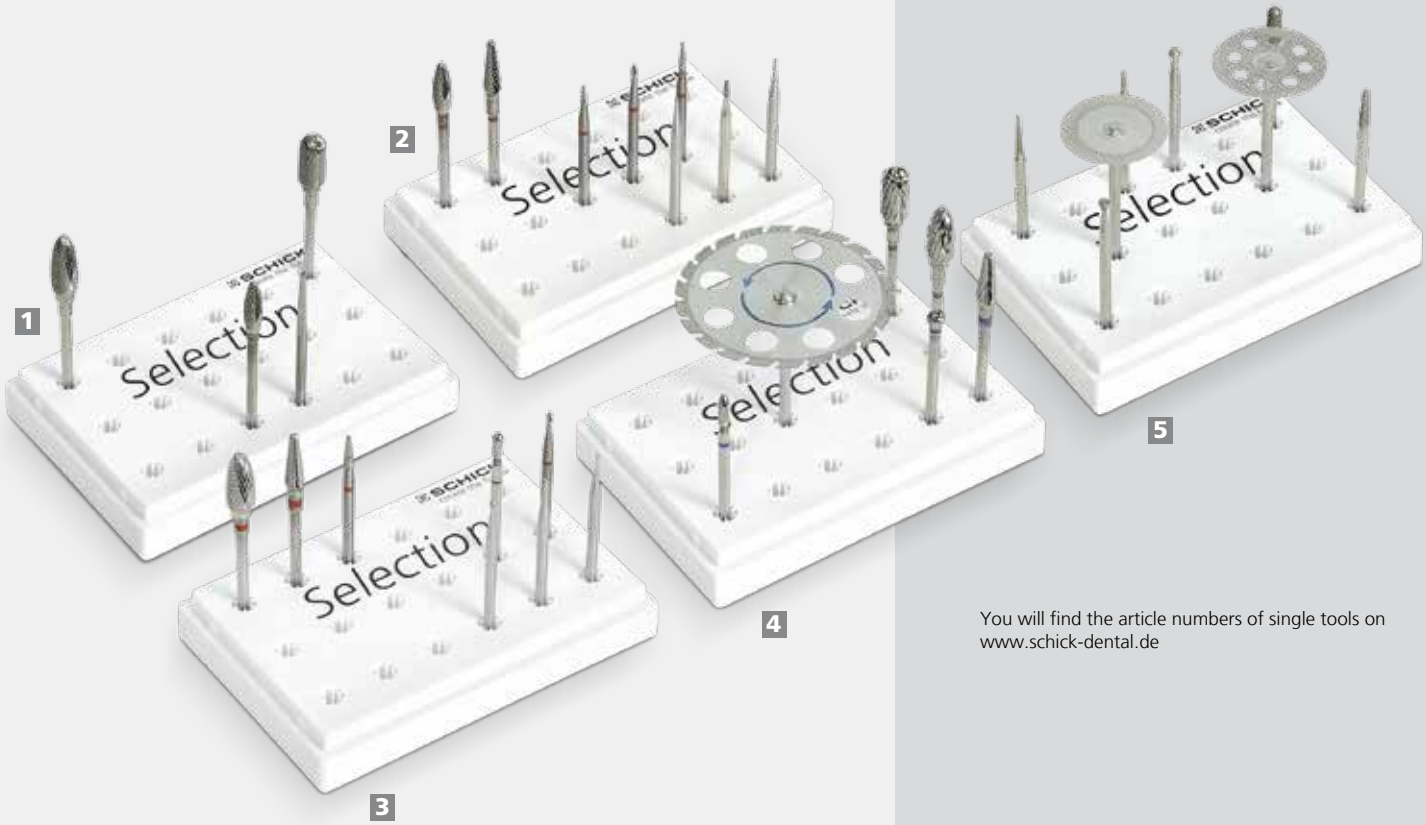

You will find the article numbers of single tools on www.schick-dental.de

Absorberbox XL

Compact, quiet and top illumination

The new Absorberbox XL from Schick is the cleanest solution for dustintensive work in the laboratory. The extra-large internal volume allows comfortable working with free moving space. Wide rubber cuffs allow easy insertion of handpieces and workpieces. An integrated suction with fine filter ensures always a clear view of the workpiece. For maximum extraction power, the Absorberbox XL can be connected to an external suction. For this purpose the filter unit can simply be exchanged by the connection plate for external extraction. The large-area LED lighting guarantees bright and shadow-free illumination of the working area.

Your benefits

- Flexible use in the laboratory thanks to the integrated suction system
- Extra-large internal volume (21 litres)
- Simple conversion from internal to external extraction
- Large-area LED lighting

For external extraction the connection plate can be used on the rear side of the unit.

Absorberbox XL
Art. No. 10835

Scope of delivery:
Absorberbox XL with integrated suction, particle filter, connection plate for external extraction

Technical data	
Power	10 W
Airflow rate	184 m³/h
Sound pressure level	55 dB(A)
Operating voltage	12 V
Nominal voltage	100 - 230 V
Rated frequency	60 Hz
Dimensions (WxHxD)	475 x 275 x 445 mm
Weight (empty)	3.5 kg
Illuminance	2,500 Lux
Colour temperature	6,000 K

L Protect

The ultimate combination of protection and illumination

Illumination at a max

The LED illuminated safety screen offer a unique combination of energy-saving workplace illumination and a protective screen made of toughened safety glass (TSG). Equipped with highly efficient SMD-LEDs L Protect offers an outstanding illumination of the working area without irritating shadows. At the same time it ensures a maximum occupational safety.

With a luminosity of 2500 lux (brighter than two 60 watt incandescent bulbs) and minimum energy requirements of 8 watts L Protect is an economical alternative or supplement to conventional workplace lighting systems.

Your benefits

- Bright and shadow-free illumination
- Long-lasting and energy-saving SMD-LED's
- Special protective glass pane (toughened safety glass, TSG)
- The LED illumination frame and protective glass can be separated easily
- Compatible with conventional suction devices
- It can also be used without a suction device with the optionally available bracket

L Protect complete
Art. No. 4460

Scope of delivery:
Protective glass pane, LED illumination frame, adapter unit

Bracket
(without L Protect)
Art. No. 4474

For mounting without suction hood

L Protect SH-D

One of a kind LED swan neck lamp with a protective glass pane

Individual positioning

L Protect SH-D is enabling a flexible positioning in any direction due to the cleverly constructed flexible arm. It can be fixed to any workspace with a table clamp or a table mount.

L Protect SH-D
Table clamp
Art. No. 4479

Scope of delivery:
Protective glass pane,
LED illumination frame,
Flexible arm,
Table clamp

L Protect SH-DTF
Table mount
Art. No. 4479/1

Scope of delivery:
Protective glass pane,
LED illumination frame,
Flexible arm, Table mount

Technical data	
Illuminance	2,500 Lux
Colour temperature	6,000 K
Light colour	Daylight white
Nominal voltage	100 – 240 Volt
Operating frequency	50/60 Hz
Input capacity	8 Watt
Operating voltage	12 Volt
Weight SH-D	1405 g
Weight SH-DTF	1020 g

LED illumination frame	
Height	240 mm
Width	190 mm
Protective glass pane	
Height	205 mm
Width	160 mm
Thickness	4 mm
Single safety glass pane acc. to DIN-12150-1	
Flexible arm	
Length	500 mm

Loupe

Outstanding sharpness and clarity

Versatile use

The loupe from Schick is adaptable and easy to use. It can be attached to any smooth surface by means of suction cups. The cups are easy to remove while offering maximum retention at the same time. In combination with the illuminated L Protect protective glass from Schick, the high-quality loupe with its 3 x magnification is ideally suited to ultra-fine work.

Loupe
Art. No. 4430

Scope of delivery:
Lens, two suction cups, holder

Technical data	
Diameter	75 mm
Length	140 mm
Height	83 mm
Depth	17 mm
Weight	50 g
Magnification	3 x

Air puffer system

A clear choice

Quick and comfortable

This handy Schick device is used for cleaning and cooling of all materials and tools right at the workstation. It is activated via a foot switch – the inconvenience of having to reach for the air cleaning nozzle is a thing of the past.

The air puffer is attached to the suction hood or the workstation and features ball joints for flexible positioning. The grinding dust is therefore blown directly towards the extraction system. The air intensity can be easily adjusted via a knob placed on the connection block.

Air puffer system complete
Art. No. 4400

Scope of delivery:
Connection block with articulated hose, foot switch, two connecting cables

Technical data	
Inlet pressure	3 – 6 bar, 43 – 87 psi
Compressed air connection	NW 7.2
Weigth	50 g
Articulated hose length	130 mm
Connecting cables	2 m

See user video on
www.schick-dental.de/airpuffer

S1 Basic

The compact milling unit

Ergonomic work

The proven S1 Basic milling unit is not only suitable for milling, measuring, transferring or blocking out, but also ideally suited for the telescopic technology. The heightened base ensure excellent ergonomics. For even more working convenience, a foot switch can be connected to the control unit.

Utmost precision

Another special feature is the optional LED light head for comfortable working. Other reliable features are the doublejointed arm for unrestricted flexibility and the ball bearing guides for highest precision during drilling.

S1 Basic Parallelometer

The S1 Basic parallelometer for surveying, transferring and blocking out can be converted into a complete milling unit easily and at low cost. Individual components perfectly matched to your needs are also available for wet grinding applications.

S1 Basic Parallelometer

High-perfomance milling spindle
with extremely quiet running

Rotable grip
for comfortable work

High-precision supporting surface
quick-release toggle clamp for simple fixing of the model table

Utmost precision
during drilling and milling, thanks to the ball-bearing guides

Double-jointed arm
for unrestricted flexibililty

Ergonomic working height

Control unit:
- Latest technology with up to 40,000 rpm
- Compact dimensions
- Optional connection for a foot switch

S2 Profi

The all-round milling device

Safe and perfect millings

With the new S2 Profi, we succeeded in combining high quality and practical parts with a compact and state-of-the-art design. The extremely solid construction of the milling arm and column prevents any vibrations and thus enables the best milling results. For more work comfort the model table can be fixed magnetically to the milling table at the push of a button.

Your benefits

- Powerful milling spindle running ultra-smooth and quiet
- LED light head for a perfect illumination
- Magnetic fixation table
- Solid milling arm and column for a vibration free milling process
- Optional footswitch for better working comfort

Depth stop
for precise adjustment of the drilling depth

Double-jointed arm
for unrestricted flexibility

Magnetic fixation
for model table


Height adjustment
for a comfortable adjustment of the milling arm
Powerful milling spindle
Solid milling arm and column
for a vibration free milling process
LED light head
for optimal illumination
Controls
within ergonomic reach
SCHICK
Profi
30
40

S3 Premium

The masterclass

Depth stop
with micrometer spindle

3D milling arm
with magnetic lock

The number 1

The S3 Premium is the further development of the proven S3 Master milling machine. The new milling spindle with high-performance electronics permits speeds of up to 80,000 rpm and opens up additional machining further machining possibilities.
The S3 Premium uncompromisingly combines the precision and quiet running of an electric milling spindle with the high material removal rate of a turbine. Whether wax milling at 500 1/min, non-ferrous milling at 50,000 1/min, or zircon machining under water cooling at 80,000 rpm, the S3 Premium covers the entire spectrum of milling technology.

High-performance milling spindle

- Speeds up to 80,000 1/min
- Low starting speed of 500 1/min for comfortable wax milling

3D milling arm

- Magnetic lock via foot via foot pedal switch or operating satellite
- Highest precision and mobility due to ball bearing guidance
- 25 mm drill travel

Operating unit

- Flexible connection allows positioning to the optimum ergonomic, individual working position
- All adjustments are clearly visible and controllable during the working process
- Switching function for optional SW1 water cooling for milling spindle

Height-adjustable milling table

- Ensures constant working at eye level even with different heights of models
- Magnetic fixation for model table

Two footswitches

for better workflow

- Milling spindel On/Off
- Switchable between model table fixation and 3D milling arm lock

Optional arm rests

- Individual three-dimensionally adjustable arm support for fatigue-free precision milling

* Optional accessories,
not included in scope of delivery

S Technology

Technical data

S1 Basic

	milling unit	control unit
Width	220 mm	106 mm
Height	400 mm	200 mm
Depth	270 mm	207 mm
Weight	7.2 kg	1,880 g
Operating voltage		100 – 240V
Operating frequency		50/60 Hz
Power consumption		160 Watt / max. 180 Watt
Speed range		1,000 – 40,000 rpm
Concentricity	< 0.015 mm	
Collet chuck	Ø 2.35 mm series incl. depth stop for short burs Ø 3.00 mm on request	

S1 Basic milling unit cpl. **Art. No. 2800**

Scope of delivery:
S1 Basic unit
S1 Basic milling spindle
Q3 Basic control unit
Model table stainless steel

S2 Profi

Width	290 mm
Height	541 mm
Depth	385 mm
Weight	13,6 kg
Operating voltage	100 – 240V
Operating frequency	50/60 Hz
Power consumption	160 Watt / max. 180 Watt
Speed range	1,000 – 40,000 rpm
Concentricity	< 0.015 mm
Collet chuck	Ø 2.35 mm series incl. depth stop for short burs Ø 3.00 mm on request

S1 Basic parallelometer **Art. No. 2810**

Scope of delivery:
S1 Basic unit
Measuring spindle
Lead holder 2.35mm

S3 Premium

Width	300 mm
Height	500 mm
Depth	420 mm
Weight	21 kg
Operating voltage	100 – 240V
Operating frequency	50/60 Hz
Power consumption	200 Watt / max. 340 Watt
Speed range	500 – 80,000 rpm
Concentricity	< 0.015 mm
Collet chuck	Ø 2.35 mm series incl. depth stop for short burs Ø 3.00 mm on reques

S2 Profi milling unit cpl. **Art. No. 2950/1**

Scope of delivery:
S2 Profi milling unit,
S2 Profi milling spindle with light head
Model table is not included

S3 Premium milling unit cpl. **Art. No. 12500**

Scope of delivery:
S3 Premium milling unit,
S3 Premium milling spindle with light head,
footswitch magnetic control,
footswitch motor on/off
Model table is not included

Accessories

Measuring spindle
adjustable from 0.5 – 3.00 mm
Ø 22 mm
Art. No. 2052/1



Measuring set
Ney 2.35 mm
Art. No. 10450

Model table
Art. No. 2407/9

Adjustable angle
Art. No. 2506

Lead holder
Ø 2.35 mm Art. No. 2268
Ø 3.00 mm Art. No. 2268/1

Holding tray
for magnetic fixation of the milling bowl on the milling unit
Art. No. 2509

Milling tray
Art. No. 2507/1



Milling set 2.35 mm
10 pieces
Art. No. 2530/1

Transfer unit
Ø 2.35 mm Art. No. 2795
Ø 3.00 mm Art. No. 2795/1

Foot switch on/off
Art. No. 6370/2

Light head
Art. No. 2510

Power supply light head
Art. No. 2480/1

Wooden armrest compl.
Art.-Nr. 12560

- Accessories for S1 Basic
- Accessories for S2 Profi
- Accessories for S3 Premium and S3 Master
- Accessories for S3 Premium
- For milling units of other manufacturers

S Ceramic

The ceramic milling unit

Safe and clean

All milling units from Schick are upgradable with the specially adapted accessories into a fully workable ceramic milling unit. This special ceramic milling accessory is also available for milling units of other manufacturer.

Turbine

In place of a motor milling spindle a turbine with 300,000 rpm is used. Additionally the turbine is equipped with the proven LED lighting technology of Schick. To avoid micro cracks in the ceramic material, water cooling is used. A suction tub enables the technician to use this system in his standard milling device.

Special tools

To complete the system one set of each diamond tools and special polishers for ceramic are available for the rework of ceramic primary parts and implant abutments.

Suction

Arising dust and water spray is removed completely by the ergonomic suction tub in combination with the special water separator. User and milling unit are protected efficiently. By using the special separator, the system can be operated with all laboratory suctions or cental suctions. Alternatively you can connect the suction tub to a wet-dry vacuum cleaner, too.

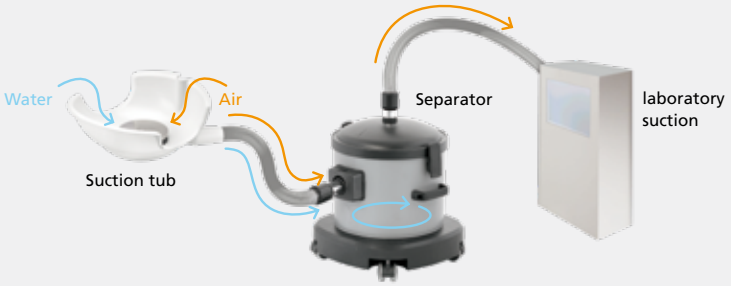

300,000
rpm

Adapter
for turbines and milling units of other manufacturers available upon request

Turbine
with LED light head

Model table
made of stainless steal

Suction tub
for connection to extraction system via the separator

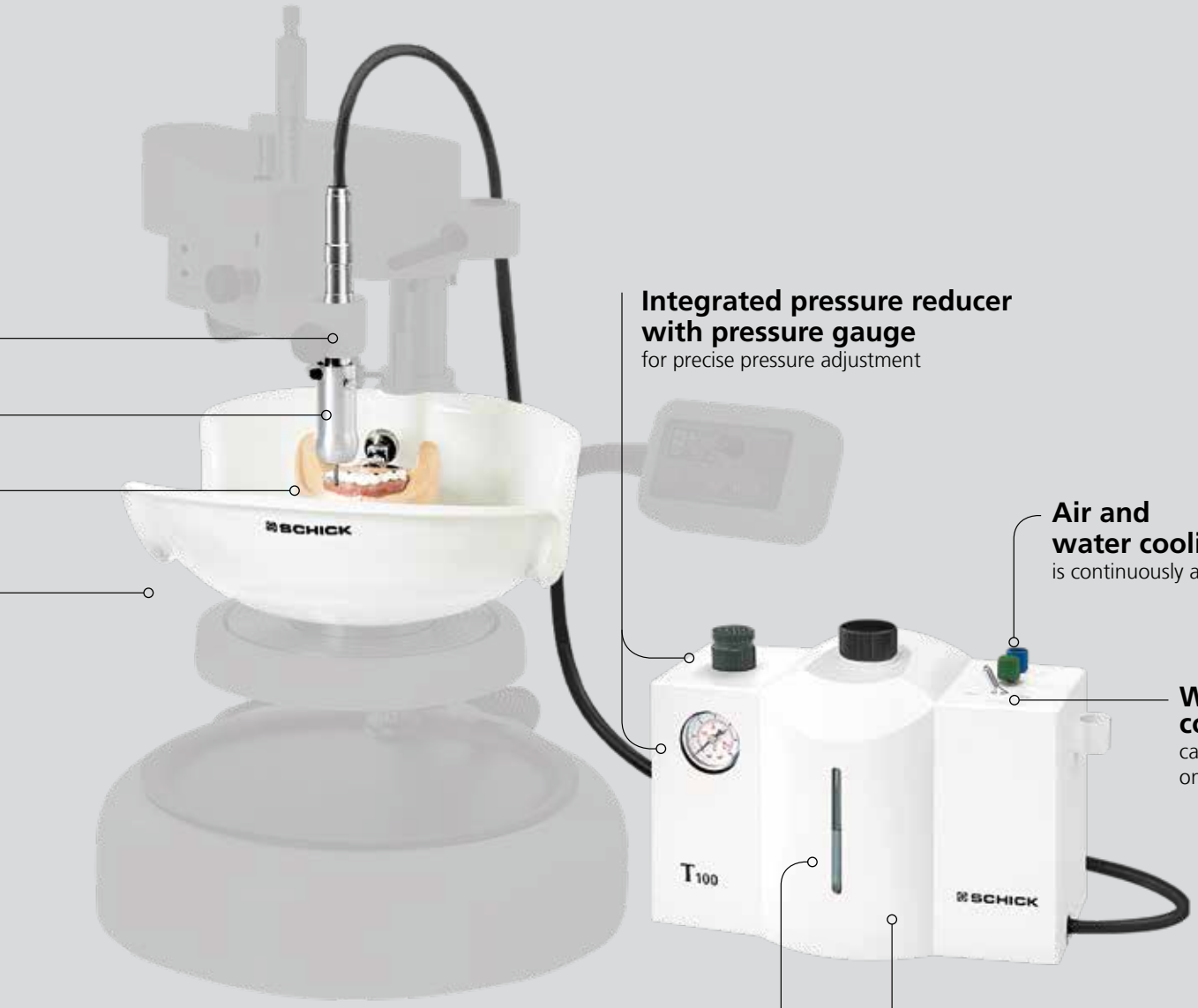

Integrated pressure reducer with pressure gauge
for precise pressure adjustment

Air and water cooling
is continuously adjustable

Water cooling
can be switched on/off

Filling level indicator
for precise display of water level

Water tank
with 1.4 liter capacity

See user video on
www.schick-dental.de/ceramic

S Ceramic

Technical Data

Collection tub

Width x height x depth	260 x 245 x 110 mm
Weight	0.83 kg

Suction tub

Width x height x depth	300 x 245 x 125 mm
Weight	1.3 kg
Intake socket (suction support)	31 mm – 38.1 mm (conical)

Separator

Width x height x depth	405 x 405 x 540 mm
Weight	5.75 kg
Connecting adaptor	Inside Ø 31.4 mm Outside Ø 37.1 mm

Hose length	1 x 2 m, 1 x 3.5 m
Hose weight	2.0 kg incl. adaptor
Ø hose	Inside 32.7 mm Outside 40.0 mm

T 100 turbine control unit

Width x height x depth	295 x 192 x 155 mm
Air pressure	5 - 8 bar
Tank capacity	1.4 l
Foot pedal	Pneumatik
Weight	3,200 g

Turbine handpiece

Speed	300,000 rpm
Air volume	35 l/min average
Spray	Max. 100 ml/min
Collet chuck	Ø 1.60 mm (FG)
Weight	60 g

Subject to technical modification without prior notice

Ceramic milling set for S1 and other manufacturers
Art. No. 2650/15

Scope of delivery:
Suction tub, separator, turbine T100, model table stainless steel, light head for turbine, power supply light head, diamond tool set for turbine 1.6 mm (8 pcs.), polishing set 2.35 mm (3 pcs.), adapter for turbine

Ceramic milling set basic
Art. No. 2650/7

Scope of delivery:
Suction tub, separator, model table stainless steel

Ceramic milling set complete for S2 and S3
Art. No. 2650/05

Scope of delivery: Suction tub, separator, turbine T100, model table stainless steel, light head for turbine, diamond tool set for turbine 1.6 mm (8 pcs.), polishing set 2.35 mm (3 pcs.), adapter for turbine

Create your own set - according to your needs

S1 Basic unit
Art. No. 2805

Collection tub without nozzle
Art. No. 2498

Suction tub with nozzle
Art. No. 2470/5

Separator
Art. No. 2655

Turbine T100
Art. No. 2640/1

Model table stainless steel
Art. No. 2407/9

Diamond tool set for turbine 1.6 mm (8 pcs.)
Art. No. 2660

Light head for turbine
only possible in conjunction with 2480/1 when used in S1 2805 operation Art. No. 2510/1

Power supply light head
Art. No. 2480/1

Polishing set 2.35 mm (3 pcs.)
Art. No. 2665

Adapter for turbine T100 Art. No. 2481

Adapter for turbine NSK Aqua Presto
Art. No. 2481/1

Adapter milling unit Degussa F1, F3, for Turbine T100
Art. No. 2481/6

S W1 Watercooling for milling spindle Art. No. 2990

Connecting cable for S W1 together with S3 Premium
Art. No. 12548

Adapter for turbines and cutters of other manufacturer on request.

Accessories for S1 Basic | Accessories for S2 Profi | Accessories for S3 Master and S3 Premium | Accessories for S3 Premium | For milling units of other manufacturers

S W1

Watercooling for milling spindle

Optimal for zero-degree milling

The new S W1 water cooling in combination with all current Schick milling machines is the ideal alternative solution to wet milling with a turbine. For the first time, it offers the user the option of machining all-ceramic primary parts without the need for timeconsuming conversion of the milling machine. The water feed is controlled by means of a rotary knob integrated into the unit. Compared to a compressed air driven turbine, the motor milling spindle achieves absolutely precise results, especially in the case of zero-degree milling. Thus, the combination of a Schick motor milling spindle and S W1 water cooling fully meets the increased requirements in the field of digital fabrication of ceramic primary parts.

S W1 Watercooling for Schick milling spindle
Art. No. 2990

Scope of delivery:
S W1 Station, water tank, S W1 light head with hose connection, reducer for chuck 3 mm to 1,6 mm, reducer for chuck 2,35 mm to 1,6 mm

Your benefits

- Cost-effective alternative to turbines
- Adjustable water feed
- No compressed air required
- Easy filling thanks to removable water tank
- Highest precision due to milling spindle without bearing clearance
- wear-free, low-maintenance spindle technology

Important information:

- S W1 is suitable for Schick milling machines
- S 1 Basic, S2 Profi, S3 Master and S3 Premium
- Recommendation: Conversion of your existing Schick milling spindle to a high-grade steel version to prevent any possible corrosion
- Power supply for light head (art.-no. 2480/1) is needed if you want to use the S W1 with your S 1 Basic
- Additionally required for S3 Premium: connection cable Art. No. 12548

Technical data	
Operating voltage	100-240 V
Operating frequency	50/60 Hz
Dimensions (WxHxD)	170 x 170 x 85 mm
Weight (empty) max.	1.4 kg
Pumping capacity	60 ml/min
capacity	max. 0.5 l

S W1 Ceramic milling set

S W1 Ceramic milling set for S1 Basic milling unit
Art. No. 2990/1

Scope of delivery:
S W1 Watercooling for Schick milling spindle, collection tub without nozzle, model table stainless steel, power supply light head for S1 Basic

S W1 Ceramic milling set for S2 und S3 milling units
Art. No. 2990/2

Scope of delivery:
S W1 Watercooling for Schick milling spindle, collection tub without nozzle, model table stainless steel

G2 Concept

Cut into the future

Exact and time saving

Until now, many models have necessitated saw cutting by hand, due to the limited space between the preparation boundary or irregularities in the alignment of stumps. Superior to handsaws and diamond disc equipped handpieces, the G2's cutting power and precision dramatically shorten the previously time-consuming task of sectioning models. Within minutes, technicians can section models with smooth and straight die walls, without damaging margins. Unintentional start-ups and improper hand placement are avoided with the special touch sensors and laser hand-placement guides.

Your benefits

- You can create models with smooth and straight die walls by cutting upwards – without damaging the preparation boundary
- No extra work needed thanks to straight die walls
- Suitable for model plaster and special model resin materials
- Within minutes, technicians can section models with smooth and straight die walls
- Suitable for nearly all model systems – with or without pins

G2 Concept model saw cpl
Art. No. 1500/5
Scope of delivery: G2 Concept model saw with integrated line-marking laser, mains cable, diamond saw blade (Art. No. 1967/2)

Diamond saw blade
developed for high-precision and thin saw cuts

Line-marking laser
for optimum user comfort and precise cut

Connection for the dust extraction system
lass air pollution and better working conditions protect your health

Non-slip pad
for secure fixing of the models



Ergonomic streamlined design
for an effortless operation

Saw cut from below
prevents damage to the adjacent teeth or the preparation boundary

Sensor II
prevents injuries with a special two-hand safety circuit

G2 Concept

Functional and precise

How it works

- The model is placed on the saw table and positioned with both hands. The integrated line marking laser enables exact cut positioning. When the saw table is lowered, the saw blade dips into the model from below, resulting in a clean cut parallel to the pins. The exact depth of a cut can now be determined. In the case of divergent tooth position, sawing is performed up to the preparation margin and manual fracture is performed at the generated predetermined fracture point.
- Since the saw cuts are parallel to each other, all model segments can be removed from the model without any problems.

Maximum working safety

The model saw is equipped with two touch sensors, to prevent unintentional start-up of the saw. The process is only started when both hands are in a safe working position. In addition, the G2 Concept model saw can be connected to any commercially available laboratory suction.

Technical data

Width	375 mm	Speed	7,500 rpm
Height	160 mm	Diamond saw blade	Ø 85 x 0,3 mm
Depth	390 mm		segmented
Weight	4.5 kg	Width of cut	0.3 mm
Operating voltage	230 V / 115 V / 100 V	Cutting depth	max. 26.5 mm
Operating frequency	50 / 60 Hz	Laser category	3R
Power consumption	130 Watt	Suction support	Ø 38 mm

See user video on
www.schick-dental.de/g2code-en

You can save time and money

- **G2 Concept model saw**
  90 sec*
- **Saw cuts by hand**
  180 sec**

*Determined in a practical test with a 11 segment model and 10 saw cuts



See user video on
www.schick-dental.de/g2comparison

MADE IN GERMANY BY SCHICK

Development, production and assembly inhouse.

Your benefits

- Personal point of contact
- Own service center
- Longtime availability of spare parts

www.schick-dental.de

Please scan here for Download

Our complete catalog in other languages can be found online!

SCHICK DENTAL

Schick GmbH
Lehenkreuzweg 12
D-88433 Schemmerhofen
Telefon +49 7356 9500-0
Telefax +49 7356 9500-95
info@schick-dental.de
www.schick-dental.de

Your local dealer

Subject to technical modification without prior notice

21515 02/23 e