EN

tiologic®
TWINFIT

PRODUCT CATALOG I 4

DENTAURUM
1886

FOREWORD

Dentaurum – Quality Made in Germany

Dear customers and partners,

Dental precision technology from the Black Forest for the world. True to this motto, Dentaurum has been developing and manufacturing products for orthodontics, dental prosthetics and ceramics since 1886. Focus has always been on outstanding quality, continuous innovation and a high level of reliability. Based on the same principles, Dentaurum has successfully developed and sold products for implantology for more than 25 years, thereby completing our product portfolio: from the root to the crown – all from one source.

Dental professionals from around the globe trust the products and services offered by Dentaurum – Made in Germany. This trust motivates us each day anew to develop new, innovative products for implantology and to continue to optimize existing products.

In this product catalog from Dentaurum, we are presenting our innovative implant system tioLogic® TWINFIT which gives you the opportunity to always choose the best connector geometry. You remain flexible when choosing an abutment thanks to the patented Abutment Switch. Pre/intra/postoperative: you have a choice between the conical and the platform connector geometry for the abutment.

Many improvements to details make the use of our products safer and more innovative. For example, our titanium scan abutments have a new HLD coating and the new retaining screw has a shortened thread. Dentaurum provides you with products, systems and services which are safe to handle and offer maximum flexibility and efficiency.

At www.dentaurum.com, you can find more information on our comprehensive product range and our courses, and you can contact our customer service directly. We are also happy to assist you in your company.

We look forward to working together with you!

With best regards from Ispringen

Mark Stephen Pace
MANAGEMENT BOARD Claudia Stöhrle
Ralph Dittes DENTAURUM

More than 25 years of science, innovation and service

tioLogic®, the patented implant system – developed from the sum of our experience. For maximum safety, perfect aesthetics and easy handling.

1995

2007

2007

2010

2009

2011

TIOLOX® implant system – the perfect fusion of function, safety and user friendliness.

tioLogic® digital. Complete solution for your CAD/CAM workflow with tioLogic® implants.

Dentaurum has more than 25 years of experience in implantology – and has been producing products for dental prosthetics and orthodontics since 1886. The synergy potential this creates leads to groundbreaking innovations und results in solutions that are convincing – Made in Germany. Similarly, long-term scientific cooperations with experts at universities and clinics and ongoing discourse with dentists and dental technicians have been equally successful.

tioLogic® ST implant system and tioLogic® ADVANCED. For quick and atraumatic implant insertion and high primary stability.

tioLogic® TWINFIT, the patented implant system. The unique Abutment Switch on one implant offers maximum flexibility in prosthetic restorations.

2013

tioLogic® ST

tioLogic® ADVANCED

2013

2015

CITO mini®

2018

tiologic® Implant system

2018

to be continued ...

CITO mini® implant system – one-piece implants, reduced in diameter with ball abutment.

After more than 11 successful years, the brand tioLogic® makes a new appearance in a modern design.

Orthodontics

Implantology

Prosthetics

Photo: © Christian Ferrario

Ceramics

Dentaurum – dental competence since 1886

Dental technology setting standards

Dentaurum develops, produces and sells products for dentists and dental technicians worldwide. The variety of products for dental technology, orthodontics and implantology is unique in the dental world.

Quality inspires confidence

As the oldest independent dental company in the world, we have worldwide experience with high-quality dental products. Our market success is based on consistent implementation of customer and market demands. This is why we are committed to the constant further development of the company and continuous improvement of the quality of our processes and products.

Service as added value

There are many reasons for using Dentaurum products both in the dental practice and in the laboratory. Quality is the decisive factor. Our company philosophy is to not only offer high quality products, but to provide additional services as well. For example, we have an extensive training program for new and advanced users with an internationally experienced team of course instructors. We're happy to provide you with more information.



ENGINEERED BY DENTAURUM
SINCE 1886
MADE IN GERMANY

High-tech in-house

There is a high level of professional knowledge in our company that has been built up over the years in our own research and development facilities, both in Germany and in France. Highly qualified employees work together in inter-disciplinary teams to find answers to the challenges the future poses. At the same time, long-standing cooperations with experts from universities and clinics contribute to finding new developments and innovations.

A further result of these efforts: a comprehensive product portfolio which is one of Dentaurum's strengths. No other dental company has such an extensive range of products offering a total of more than 8,500 articles.

IMPLANT SYSTEM

- *The tioLogic® TWINFIT implant system* 12

SURGERY

- *Planning and diagnosis.*
  - Planning foils 24
  - Planning aids 25
- *tioLogic® TWINFIT surgical-tray* 26
- *Rotating instruments ADVANCED*
  - Overview of instruments 28
  - Pre-drill 29
  - Depth drill 29
  - Surface cutter 29
  - Expander 29
  - Thread tap 29
- *Rotating instruments pOsition for tioLogic®*
  - Overview instruments 30
  - Basic sleeve 31
  - Drill for basic sleeve 31
  - Holder for basic sleeve 31
  - Positioning pin for basic sleeve 32
  - Inner sleeve 32
  - Gingiva cutter 33
  - Depth drill 33
  - Stepped countersink 34
  - Expander 35
  - Thread tap 35
- *Implants*
  - tioLogic® TWINFIT implants 36
- *Gingiva former*
  - Gingiva former – cylindrical 38
  - Gingiva former – anatomical 39

CONTENT

PROSTHETICS

- *ProtheticSet for tioLogic®* 42
- *Series of abutments, S*
  - Impression 45
  - Model 45
  - Temporary restorations 45
  - CAD/CAM components 46
  - Titanium 47
  - 4Base 48
  - Ball abutment 50
  - tioLOC 51
  - tioLOC components 51
- *Series of abutments, M*
  - Impression 53
  - Model 53
  - Temporary restorations 53
  - CAD/CAM components 54
  - Titanium 55
  - 4Base 56
  - Ball abutment 58
  - tioLOC 59
  - tioLOC components 59
- *Series of abutments, L*
  - Impression 61
  - Model 61
  - Temporary restorations 61
  - CAD/CAM components 62
  - Titanium 63
  - 4Base 64
  - Ball abutment 66
  - tioLOC 67
  - tioLOC components 67

ACCESSORIES

- Osteotome tray 70
- Individual item – Osteotomy 70
- Individual item – Surgery 71
- Individual item – Surgery/Prosthetics 72
- Individual item – Prosthetics 73
- Selection aid set 73
- Demonstration models 73

IMPLANT SYSTEM CITO MINI® 76

SERVICE

- *Overview Surgery and Prosthetics* 80
- *Information material* 82
- *Torque ratchet*
  - Table – Tightening torque 84
  - Inserts for torque ratchet 85
  - ISO shank inserts 85
- *Material composition* 86
- *Quality assurance and environmental management* 88
- *Alphabetical index* 90
- *Numerical index* 93
- *Online Shop* 96

tiologic TWINFIT

Implant system

The new, patented implant system tioLogic® TWINFIT offers maximum flexibility from insertion to prosthetic restoration. The decision on which abutment is best for your patient – conical or platform – is yours. This gives you flexibility and the opportunity for individual choices.

ABUTMENT SWITCH

2 CONNECTOR GEOMETRIES – **1** IMPLANT

conical

platform

tiologic TWINFIT

Your advantages at a glance

Depth-stop system

Flexible, safe preparation. With the depth-stop system for situational single use, surgical preparation of the site is safe.

tiologic SURGERY.

Packaging concept

Easy, efficient and safe to handle.
More information on page 20.



tiologic SAFETY.

tiologic PROSTHETICS.

Angulated solutions

- 4Base system for screw-retained superstructures with angulations up to 50°
- angled screw aperture for aesthetic and functional prosthetic results up to 20°



tiologic DIGITAL.

Digital workflow

Complete solution for your CAD/CAM process.

Implant system

The tioLogic® TWINFIT implant system offers you maximum flexibility from insertion to final restoration.

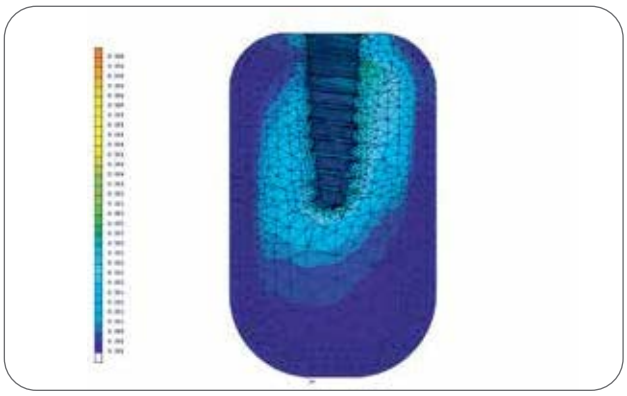

FEM analysis tioLogic® TWINFIT

Implant shape

The shape of the tioLogic® TWINFIT implant and the thread geometry were calculated using FEM analyses and documented in scientific studies. Tests show a uniform, gentle loading of the bone which prevents local overloading and stress peaks that could damage the bone.

Thread geometry

The thread geometry of the tioLogic® TWINFIT implants enables a quick and atraumatic implant insertion and a high level of primary stability. In the osseous region, the implant surface is blasted and etched.

Internal geometry

The design of the internal geometry of the implant was calculated and proven by FEM analyses and physical investigations carried out by the University of Bonn using a fatigue strength test in accordance with ISO 14801.

Its distinguishing features:

- 2 connector geometries – conical and platform
- high resistance to torsion and high bending strength when under permanent loading
- zero backlash transmission of bending moments
- maximum flexibility in the positioning of the system components

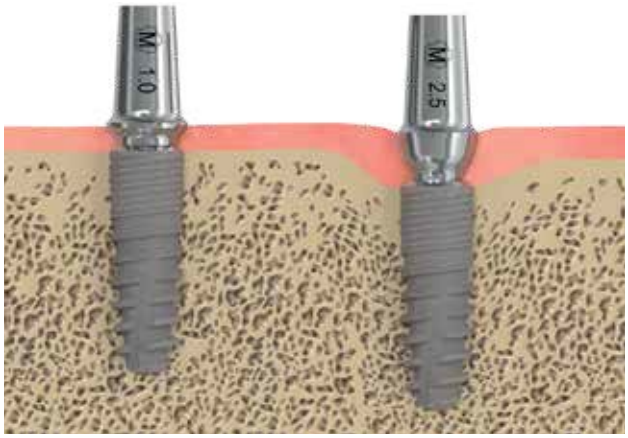

Indications:

platform: for relatively straight bone contour, regular, rather thin gingiva

conical: for irregular, overgrown bone and thick gingiva

Abutment Switch

Always the best connector geometry with the patented Abutment Switch, pre/intra/postoperative. Switch as necessary between the conical and the platform abutment.

Integrated Platform Switch

Less bone loss thanks to increased biological widths

Crestal fine thread



Root-analog implant shape for optimal primary stability in soft bone

Sandblasted / etched implant surface

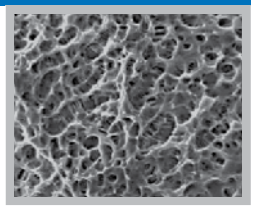

Optimal apposition of bone and tissue thanks to optimized surface design

Progressive coarse thread



Quick and atraumatic implant insertion with high primary stability

Rounded apex

Protection for the Schneiderian membrane



S-M-L concept

5 implant diameters. 5 implant lengths. 3 series of abutments. 2 connector geometries.

The optimal grading of implant diameters and lengths ensures that the appropriate implant is used for the indication. The three series of abutments are each available in the two connector geometries, conical or platform. The portfolio includes abutment components in plastic (temporary restorations) and titanium to suit the individual situation. CAD/CAM, ball, tioLOC and 4Base abutments complete the portfolio and enable the implantologist to offer restorations for all kinds of indications. The abutment components S are used for the implant diameter 3.3 mm, the abutment components M for the implant diameters 3.7 mm and 4.2 mm and the abutment components L for the implant diameters 4.8 mm and 5.5 mm. All components are laser-marked with S, M or L for exact identification.

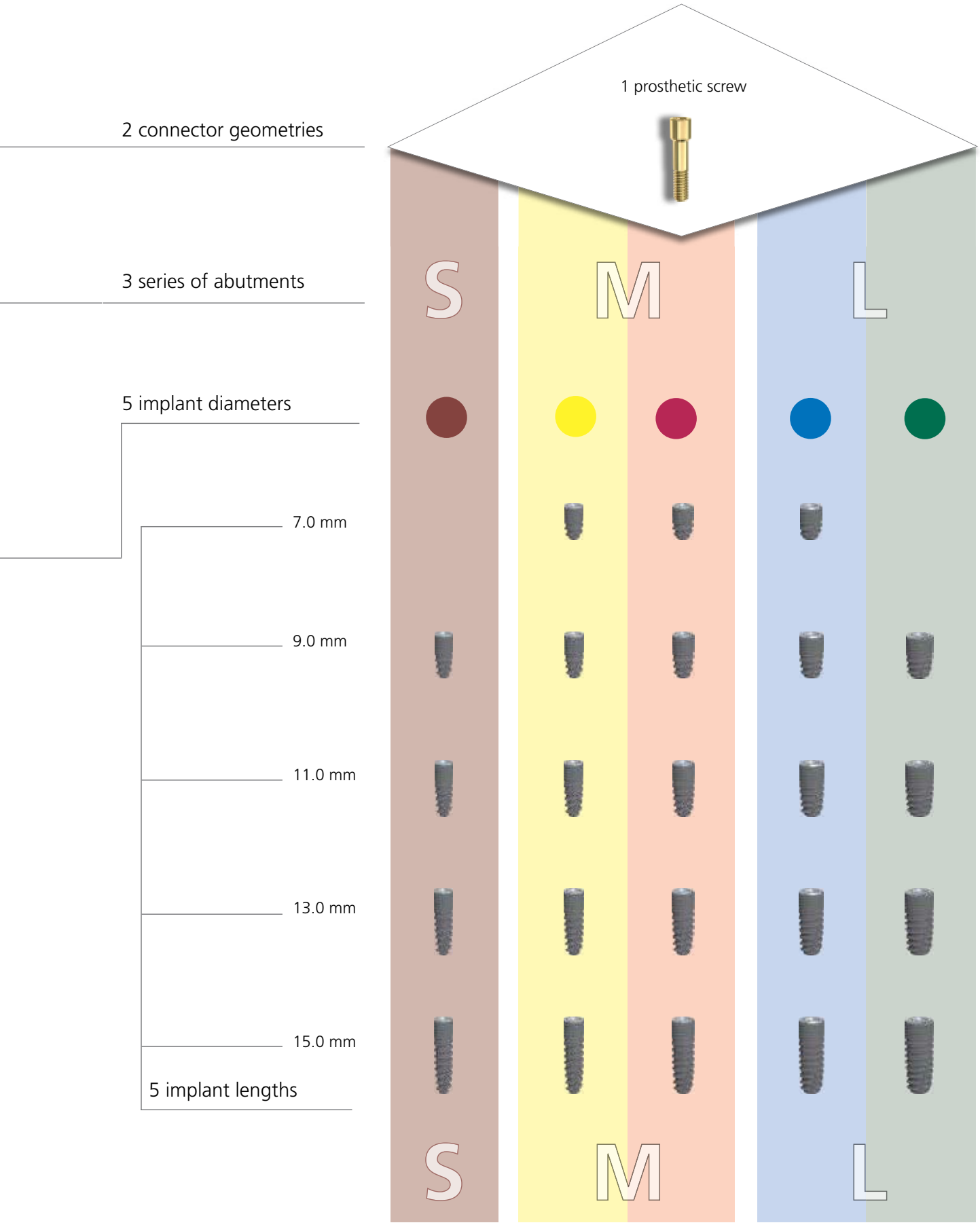
1 prosthetic screw
2 connector geometries
3 series of abutments
5 implant diameters
7.0 mm
9.0 mm
11.0 mm
13.0 mm
15.0 mm
5 implant lengths
S
M
L
S
M
L

Sterile packaging system



Blister packaging

The implant is optimally stored and protected in a triangular-shaped holder in the blister packaging.

The implant can be removed from the holder using an insertion key. This ensures that the implant is not touched before it is inserted.

The double packaging (foil and blister) is also protected by outer packaging. The label on the outer packaging states the article number, the name, length and diameter of the implant, the sterility expiry date and LOT number. There are also self-adhesive labels in the outer packaging with REF and LOT numbers for documentation in the PatientPass and the surgery protocol.

tioLogic® TWINFIT implants should only be stored in the original packaging at room temperature in a dark, dry place. The implant should not be used after the expiry date (see label).



Take a look now!

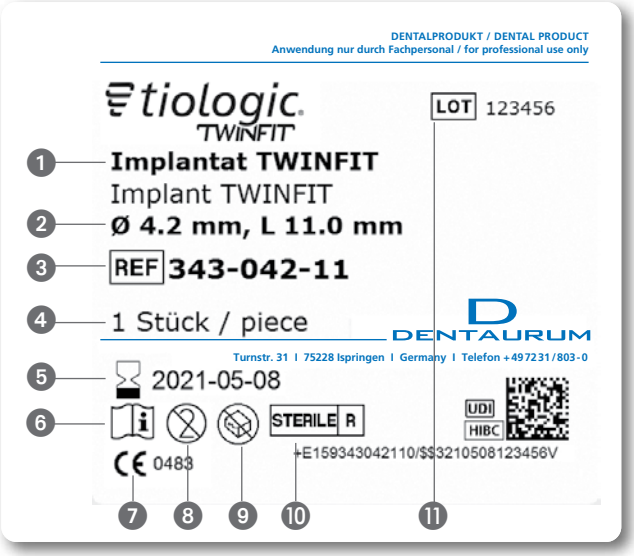

1 *Contents*
2 *Diameter, length*
3 *Article number (REF)*
4 *Quantity*
5 *Sterility expiry date*
6 *Refer to Instructions for use*
7 *Identification number of the notified body in accordance with Directive 93/42 EEC*
8 *For single use only*
9 *Do not use if packaging is damaged*
10 *Symbol for gamma-sterilization*
11 *Batch number (LOT)*

Implant

All tioLogic® TWINFIT implants are supplied singly with the appropriate closure screw and with depth-stop sleeves of appropriate length and width. They are intended for single use only. The gamma-sterilized double packaging (foil and blister packaging) protects the sterile implant, the closure screw and the depth-stop sleeves against contamination. The contents only remain sterile as long as the packaging is undamaged. The product should not be used if the double packaging is damaged.

The blister packaging is perforated between the implant and the depth-stop sleeves and can be separated if the sleeves are not required.

Depth-stop sleeves

The depth-stop sleeves are coordinated for the use and sequence of the rotating instruments for medium bone quality. Should there be a deviation of the bone quality for the case in hand, the user should proceed in accordance with the drilling protocol.

The drill is pushed into the depth-stop sleeve until it clicks into place. The lower half is then pushed backwards. The click function on the head of the drill ensures the drill is anchored safely.

The procedure is outlined in the images below.

Take a look now!

Depth-stop sleeves for optional use.

SURGERY

Planning and diagnosis

Planning foil

REF 341-410-00 Planning foil tioLogic® TWINFIT, scale 1:1 / 1.25:1



REF 341-412-00 Planning foil tioLogic® TWINFIT, scale 1:1 / 1.4:1



Planning and diagnosis

Planning aids

REF 330-560-00		X-ray reference sphere 5 pieces	ø 5.0 mm	
REF 381-422-00		Titanium guide sleeve	ø inner 2.0 mm	L 6.0 mm
REF 382-720-15		ADVANCED depth drill	ø 2.0 mm	L 17.0 mm
REF 381-428-00		Drill for guide sleeve Hard metal (dental prosthetics)	ø shank 3.0 mm	

Tray – tioLogic® TWINFIT surgical tray

tioLogic® TWINFIT surgical tray

REF 347-424-00 tioLogic® TWINFIT surgical tray

Fully equipped for the insertion of tioLogic® TWINFIT implants.

- for ø 3.3 mm/ø 3.7 mm/ø 4.2 mm/ø 4.8 mm/ø 5.5 mm
- suitable for cleaning and disinfecting machines
- reusable instruments
- container for safekeeping
- incl. Surgery Manual tioLogic® TWINFIT
- incl. planning foil tioLogic® TWINFIT

Not all items shown are included in the tray at delivery.

Tray – tioLogic® TWINFIT surgical tray

Content tioLogic® TWINFIT surgical tray

REF 382-015-00	Marking drill ø 1.5 mm
REF 382-720-15	ADVANCED depth drill ø 2.0 mm, L 17.0 mm
REF 382-733-00	ADVANCED surface cutter ø 3.3 mm
REF 382-737-00	ADVANCED surface cutter ø 3.7 mm
REF 382-742-00	ADVANCED surface cutter ø 4.2 mm
REF 382-748-00	ADVANCED surface cutter ø 4.8 mm
REF 382-755-00	ADVANCED surface cutter ø 5.5 mm
REF 382-733-15	ADVANCED stepped countersink ø 3.3 mm, L 17.0 mm
REF 382-737-15	ADVANCED stepped countersink ø 3.7 mm, L 17.0 mm
REF 382-742-15	ADVANCED stepped countersink ø 4.2 mm, L 17.0 mm
REF 382-748-15	ADVANCED stepped countersink ø 4.8 mm, L 17.0 mm
REF 382-755-15	ADVANCED stepped countersink ø 5.5 mm, L 17.0 mm
REF 382-933-15	ADVANCED expander ø 3.3 mm, L 17.0 mm
REF 382-937-15	ADVANCED expander ø 3.7 mm, L 17.0 mm
REF 382-942-15	ADVANCED expander ø 4.2 mm, L 17.0 mm
REF 382-948-15	ADVANCED expander ø 4.8 mm, L 17.0 mm
REF 382-955-15	ADVANCED expander ø 5.5 mm, L 17.0 mm
REF 382-933-00	ADVANCED thread tap ø 3.3 mm, L 17.0 mm
REF 382-937-00	ADVANCED thread tap ø 3.7 mm, L 17.0 mm
REF 382-942-00	ADVANCED thread tap ø 4.2 mm, L 17.0 mm
REF 382-948-00	ADVANCED thread tap ø 4.8 mm, L 17.0 mm
REF 382-955-00	ADVANCED thread tap ø 5.5 mm, L 17.0 mm
REF 347-514-00	Paralleling pin ø 1.4 mm / 2.0 mm, L 21.0 mm, 3 pieces
REF 387-526-00	tioLogic® TWINFIT implant insertion key S, ISO shank, ø 3.3 mm, L 26.5 mm
REF 387-527-00	tioLogic® TWINFIT implant insertion key M, ISO shank, ø 3.7 mm / ø 4.2 mm, L 26.5 mm
REF 387-528-00	tioLogic® TWINFIT implant insertion key L, ISO shank, ø 4.8 mm / ø 5.5 mm, L 26.5 mm
REF 387-536-00	tioLogic® TWINFIT implant insertion key S, ISO shank, ø 3.3 mm, L 23.5 mm
REF 387-537-00	tioLogic® TWINFIT implant insertion key M, ISO shank, ø 3.7 mm / ø 4.2 mm, L 23.5 mm
REF 387-538-00	tioLogic® TWINFIT implant insertion key L, ISO shank, ø 4.8 mm / ø 5.5 mm, L 23.5 mm
REF 387-610-00	Hex key, ISO shank, L 20.0 mm
REF 387-612-00	Hex key, ISO shank, L 26.0 mm
REF 387-620-00	Hex key, ratchet L 16.0 mm
REF 387-622-00	Hex key, ratchet L 26.0 mm
REF 347-646-00	tioLogic® TWINFIT PentaGrip insertion key, ISO shank, for 4Base / ball abutment, L 22.0 mm
REF 387-509-00	Drill extension, ISO shank, hexagon
REF 387-531-00	tioLogic® TWINFIT implant insertion key S, ratchet, ø 3.3 mm
REF 387-532-00	tioLogic® TWINFIT implant insertion key M, ratchet, ø 3.7 mm / ø 4.2 mm
REF 387-533-00	tioLogic® TWINFIT implant insertion key L, ratchet, ø 4.8 mm / ø 5.5 mm
REF 387-511-00	Adapter, ISO shank, hexagon/ratchet, L 15.0 mm
REF 387-602-00	Sure-grip wheel
REF 387-800-00	Torque ratchet with blocking function

- Rotating instruments ADVANCED for tioLogic® TWINFIT



Rotating instruments ADVANCED for tioLogic® TWINFIT

Pre-drill, resterilizable

REF 382-015-00		Marking drill	ø 1.5 mm	

ADVANCED depth drill, resterilizable[1]

REF 382-720-15		ADVANCED depth drill	ø 2.0 mm	L 17.0 mm

ADVANCED surface cutter, resterilizable[1]

REF 382-733-00		ADVANCED surface cutter	ø 3.3 mm	L 17.0 mm
REF 382-737-00		ADVANCED surface cutter	ø 3.7 mm	L 17.0 mm
REF 382-742-00		ADVANCED surface cutter	ø 4.2 mm	L 17.0 mm
REF 382-748-00		ADVANCED surface cutter	ø 4.8 mm	L 17.0 mm
REF 382-755-00		ADVANCED surface cutter	ø 5.5 mm	L 17.0 mm

ADVANCED stepped countersink, resterilizable[1]

REF 382-733-15		ADVANCED stepped countersink	ø 3.3 mm	L 17.0 mm
REF 382-737-15		ADVANCED stepped countersink	ø 3.7 mm	L 17.0 mm
REF 382-742-15		ADVANCED stepped countersink	ø 4.2 mm	L 17.0 mm
REF 382-748-15		ADVANCED stepped countersink	ø 4.8 mm	L 17.0 mm
REF 382-755-15		ADVANCED stepped countersink	ø 5.5 mm	L 17.0 mm

ADVANCED expander, resterilizable[1]

REF 382-933-15		ADVANCED expander	ø 3.3 mm	L 17.0 mm
REF 382-937-15		ADVANCED expander	ø 3.7 mm	L 17.0 mm
REF 382-942-15		ADVANCED expander	ø 4.2 mm	L 17.0 mm
REF 382-948-15		ADVANCED expander	ø 4.8 mm	L 17.0 mm
REF 382-955-15		ADVANCED expander	ø 5.5 mm	L 17.0 mm

ADVANCED thread tap, resterilizable

REF 382-933-00		ADVANCED thread tap	ø 3.3 mm	L 17.0 mm
REF 382-937-00		ADVANCED thread tap	ø 3.7 mm	L 17.0 mm
REF 382-942-00		ADVANCED thread tap	ø 4.2 mm	L 17.0 mm
REF 382-948-00		ADVANCED thread tap	ø 4.8 mm	L 17.0 mm
REF 382-955-00		ADVANCED thread tap	ø 5.5 mm	L 17.0 mm

[1] For technical reasons the instruments are 1.0 mm longer than the given preparation length.

- Rotating instruments – pOsition for tioLogic®



Rotating instruments – pOsition for tioLogic®

Basic sleeve

REF 381-533-00	pOsition basic sleeve	ø 3.3 mm
REF 381-537-00	pOsition basic sleeve	ø 3.7 mm
REF 381-542-00	pOsition basic sleeve	ø 4.2 mm
REF 381-548-00	pOsition basic sleeve	ø 4.8 mm
REF 381-555-00	pOsition basic sleeve	ø 5.5 mm

Drills for basic sleeve

REF 381-133-00	Drill for pOsition basic sleeve	ø 3.3 mm
REF 381-137-00	Drill for pOsition basic sleeve	ø 3.7 mm
REF 381-142-00	Drill for pOsition basic sleeve	ø 4.2 mm
REF 381-148-00	Drill for pOsition basic sleeve	ø 4.8 mm
REF 381-155-00	Drill for pOsition basic sleeve	ø 5.5 mm

Holders for basic sleeve – med3D

REF 381-233-00	pOsition med3D holder for basic sleeve	ø 3.3 mm
REF 381-237-00	pOsition med3D holder for basic sleeve	ø 3.7 mm
REF 381-242-00	pOsition med3D holder for basic sleeve	ø 4.2 mm
REF 381-248-00	pOsition med3D holder for basic sleeve	ø 4.8 mm
REF 381-255-00	pOsition med3D holder for basic sleeve	ø 5.5 mm

Rotating instruments – pOsition for tioLogic®

Positioning pins for basic sleeve – med 3D

REF 381-733-00		pOsition med3 positioning pin for basic sleeve	ø 3.3 mm
REF 381-737-00		pOsition med3 positioning pin for basic sleeve	ø 3.7 mm
REF 381-742-00		pOsition med3 positioning pin for basic sleeve	ø 4.2 mm
REF 381-748-00		pOsition med3 positioning pin for basic sleeve	ø 4.8 mm
REF 381-755-00		pOsition med3 positioning pin for basic sleeve	ø 5.5 mm

Inner sleeves

REF 381-333-00		pOsition set inner sleeves	ø 3.3 mm
REF 381-337-00		pOsition set inner sleeves	ø 3.7 mm
REF 381-342-00		pOsition set inner sleeves	ø 4.2 mm
REF 381-348-00		pOsition set inner sleeves	ø 4.8 mm
REF 381-355-00		pOsition set inner sleeves	ø 5.5 mm

Rotating instruments – pOsition for tioLogic®

Gingiva cutters

REF 382-333-00		pOsition gingiva cutter	ø 3.3 mm
REF 382-337-00		pOsition gingiva cutter	ø 3.7 mm
REF 382-342-00		pOsition gingiva cutter	ø 4.2 mm
REF 382-348-00		pOsition gingiva cutter	ø 4.8 mm
REF 382-355-00		pOsition gingiva cutter	ø 5.5 mm

Depth drills[1]

REF 382-320-07		pOsition depth drill	ø 2.0 mm	L 7.0 mm
REF 382-320-09		pOsition depth drill	ø 2.0 mm	L 9.0 mm
REF 382-320-11		pOsition depth drill	ø 2.0 mm	L 11.0 mm
REF 382-320-13		pOsition depth drill	ø 2.0 mm	L 13.0 mm
REF 382-320-15		pOsition depth drill	ø 2.0 mm	L 15.0 mm

[1] For technical reasons the instruments are 0.6 mm longer than the given preparation length.

Rotating instruments – pOsition for tioLogic®

pOsition stepped countersinks [1]

REF 382-333-09		pOsition stepped countersink	ø 3.3 mm	L 9.0 mm
REF 382-333-11		pOsition stepped countersink	ø 3.3 mm	L 11.0 mm
REF 382-333-13		pOsition stepped countersink	ø 3.3 mm	L 13.0 mm
REF 382-333-15		pOsition stepped countersink	ø 3.3 mm	L 15.0 mm
REF 382-337-07		pOsition stepped countersink	ø 3.7 mm	L 7.0 mm
REF 382-337-09		pOsition stepped countersink	ø 3.7 mm	L 9.0 mm
REF 382-337-11		pOsition stepped countersink	ø 3.7 mm	L 11.0 mm
REF 382-337-13		pOsition stepped countersink	ø 3.7 mm	L 13.0 mm
REF 382-337-15		pOsition stepped countersink	ø 3.7 mm	L 15.0 mm
REF 382-342-07		pOsition stepped countersink	ø 4.2 mm	L 7.0 mm
REF 382-342-09		pOsition stepped countersink	ø 4.2 mm	L 9.0 mm
REF 382-342-11		pOsition stepped countersink	ø 4.2 mm	L 11.0 mm
REF 382-342-13		pOsition stepped countersink	ø 4.2 mm	L 13.0 mm
REF 382-342-15		pOsition stepped countersink	ø 4.2 mm	L 15.0 mm
REF 382-348-07		pOsition stepped countersink	ø 4.8 mm	L 7.0 mm
REF 382-348-09		pOsition stepped countersink	ø 4.8 mm	L 9.0 mm
REF 382-348-11		pOsition stepped countersink	ø 4.8 mm	L 11.0 mm
REF 382-348-13		pOsition stepped countersink	ø 4.8 mm	L 13.0 mm
REF 382-348-15		pOsition stepped countersink	ø 4.8 mm	L 15.0 mm
REF 382-355-09		pOsition stepped countersink	ø 5.5 mm	L 9.0 mm
REF 382-355-11		pOsition stepped countersink	ø 5.5 mm	L 11.0 mm
REF 382-355-13		pOsition stepped countersink	ø 5.5 mm	L 13.0 mm
REF 382-355-15		pOsition stepped countersink	ø 5.5 mm	L 15.0 mm

[1] For technical reasons the instruments are 0.6 mm longer than the given preparation length.

Rotating instruments – pOsition for tioLogic®

Expanders

REF 382-533-00		pOsition expander	ø 3.3 mm
REF 382-537-00		pOsition expander	ø 3.7 mm
REF 382-542-00		pOsition expander	ø 4.2 mm
REF 382-548-00		pOsition expander	ø 4.8 mm
REF 382-555-00		pOsition expander	ø 5.5 mm

Thread taps[1]

REF 382-833-00		pOsition thread tap	ø 3.3 mm
REF 382-837-00		pOsition thread tap	ø 3.7 mm
REF 382-842-00		pOsition thread tap	ø 4.2 mm
REF 382-848-00		pOsition thread tap	ø 4.8 mm
REF 382-855-00		pOsition thread tap	ø 5.5 mm

ADVANCED thread taps, resterilizable[2]

REF 382-933-00		ADVANCED thread tap	ø 3.3 mm	L 17.0 mm
REF 382-937-00		ADVANCED thread tap	ø 3.7 mm	L 17.0 mm
REF 382-942-00		ADVANCED thread tap	ø 4.2 mm	L 17.0 mm
REF 382-948-00		ADVANCED thread tap	ø 4.8 mm	L 17.0 mm
REF 382-955-00		ADVANCED thread tap	ø 5.5 mm	L 17.0 mm

[1] Use only for tioLogic® implants.
[2] Use only for tioLogic® ST and tioLogic® TWINFIT implants.

The implant

The tioLogic® TWINFIT implant system offers you maximum flexibility from insertion to final restoration.



*delivered together

tioLogic® TWINFIT implants

ø 3.3 mm

REF 343-033-09	tioLogic® TWINFIT implant	ø 3.3 mm	L 9.0 mm
REF 343-033-11	tioLogic® TWINFIT implant	ø 3.3 mm	L 11.0 mm
REF 343-033-13	tioLogic® TWINFIT implant	ø 3.3 mm	L 13.0 mm
REF 343-033-15	tioLogic® TWINFIT implant	ø 3.3 mm	L 15.0 mm

Closure screw S and depth-stop sleeves in appropriate size included.

ø 3.7 mm

REF 343-037-07	tioLogic® TWINFIT implant	ø 3.7 mm	L 7.0 mm
REF 343-037-09	tioLogic® TWINFIT implant	ø 3.7 mm	L 9.0 mm
REF 343-037-11	tioLogic® TWINFIT implant	ø 3.7 mm	L 11.0 mm
REF 343-037-13	tioLogic® TWINFIT implant	ø 3.7 mm	L 13.0 mm
REF 343-037-15	tioLogic® TWINFIT implant	ø 3.7mm	L 15.0 mm

Closure screw M and depth-stop sleeves in appropriate size included.

ø 4.2 mm

REF 343-042-07	tioLogic® TWINFIT implant	ø 4.2 mm	L 7.0 mm
REF 343-042-09	tioLogic® TWINFIT implant	ø 4.2 mm	L 9.0 mm
REF 343-042-11	tioLogic® TWINFIT implant	ø 4.2 mm	L 11.0 mm
REF 343-042-13	tioLogic® TWINFIT implant	ø 4.2 mm	L 13.0 mm
REF 343-042-15	tioLogic® TWINFIT implant	ø 4.2 mm	L 15.0 mm

Closure screw M and depth-stop sleeves in appropriate size included.

ø 4.8 mm

REF 343-048-07	tioLogic® TWINFIT implant	ø 4.8 mm	L 7.0 mm
REF 343-048-09	tioLogic® TWINFIT implant	ø 4.8 mm	L 9.0 mm
REF 343-048-11	tioLogic® TWINFIT implant	ø 4.8 mm	L 11.0 mm
REF 343-048-13	tioLogic® TWINFIT implant	ø 4.8 mm	L 13.0 mm
REF 343-048-15	tioLogic® TWINFIT implant	ø 4.8 mm	L 15.0 mm

Closure screw L and depth-stop sleeves in appropriate size included.

ø 5.5 mm

REF 343-055-09	tioLogic® TWINFIT implant	ø 5.5 mm	L 9.0 mm
REF 343-055-11	tioLogic® TWINFIT implant	ø 5.5 mm	L 11.0 mm
REF 343-055-13	tioLogic® TWINFIT implant	ø 5.5 mm	L 13.0 mm
REF 343-055-15	tioLogic® TWINFIT implant	ø 5.5 mm	L 15.0 mm

Closure screw L and depth-stop sleeves in appropriate size included.

tioLogic® TWINFIT gingiva former – cylindrical

cylindrical S

platform

REF 344-110-00	tioLogic® TWINFIT gingiva former S	cylindrical, platform	GH 2.0 mm
REF 344-112-00	tioLogic® TWINFIT gingiva former S	cylindrical, platform	GH 4.0 mm

cylindrical M

platform

REF 344-210-00	tioLogic® TWINFIT gingiva former M	cylindrical, platform	GH 2.0 mm
REF 344-212-00	tioLogic® TWINFIT gingiva former M	cylindrical, platform	GH 4.0 mm
REF 344-214-00	tioLogic® TWINFIT gingiva former M	cylindrical, platform	GH 6.0 mm

cylindrical L

platform

REF 344-310-00	tioLogic® TWINFIT gingiva former L	cylindrical, platform	GH 2.0 mm
REF 344-312-00	tioLogic® TWINFIT gingiva former L	cylindrical, platform	GH 4.0 mm
REF 344-314-00	tioLogic® TWINFIT gingiva former L	cylindrical, platform	GH 6.0 mm

tioLogic® TWINFIT gingiva former – anatomical

anatomical S

platform

REF 344-110-00		tioLogic® TWINFIT gingiva former S	cylindrical, platform	GH 2.0 mm
REF 344-120-00		tioLogic® TWINFIT gingiva former S	anatomical, platform	GH 4.0 mm

anatomical M

platform

REF 344-210-00		tioLogic® TWINFIT gingiva former M	cylindrical, platform	GH 2.0 mm
REF 344-220-00		tioLogic® TWINFIT gingiva former M	anatomical, platform	GH 4.0 mm
REF 344-222-00		tioLogic® TWINFIT gingiva former M	anatomical, platform	GH 6.0 mm

anatomical L

platform

REF 344-310-00		tioLogic® TWINFIT gingiva former L	cylindrical, platform	GH 2.0 mm
REF 344-320-00		tioLogic® TWINFIT gingiva former L	anatomical, platform	GH 4.0 mm
REF 344-322-00		tioLogic® TWINFIT gingiva former L	anatomical, platform	GH 6.0 mm

tiologic TWINFIT

PROSTHETICS

Tray – ProstheticSet for tioLogic®

ProstheticSet

REF 387-426-00	ProstheticSet for tioLogic®	With accessory components for prosthetic insertion. • for all implant diameters • container for safekeeping

Tray – ProstheticSet for tioLogic®

Content ProstheticSet for tioLogic®

REF 387-800-00		Torque ratchet with blocking function
REF 387-620-00		Hex key, ratchet, 1.3, L 16.0 mm
REF 387-622-00		Hex key, ratchet, 1.3, L 26.0 mm

Series of abutments **S**

for ø 3.3 mm tioLogic® TWINFIT implants

ABUTMENT SWITCH

2 CONNECTOR GEOMETRIES – **1** IMPLANT

Components series of abutments **S**

Impression-taking

platform

REF 345-110-00		tioLogic® TWINFIT impression post S, platform, open, incl. screw with shortened thread	L 10.0 mm
REF 345-112-00		tioLogic® TWINFIT impression post S, platform, open, incl. screw with shortened thread	L 14.0 mm
REF 345-120-00		tioLogic® TWINFIT impression post S, platform, closed, incl. impression cap, retaining screw	L 9.0 mm
REF 345-122-00		tioLogic® TWINFIT impression cap S 5 pieces	L 5.8 mm
REF 385-124-00		Positioning aid S for impression post S, closed	L 9.6 mm

Model

REF 345-130-00		tioLogic® TWINFIT laboratory implant S, for cast models	L 12.0 mm
REF 345-132-00		tioLogic® TWINFIT laboratory implant S for printed and cast models, incl. screw	L 12.0 mm

Temporary restorations

platform

REF 344-130-00		tioLogic® TWINFIT temporary abutment S, platform, incl. screw	GH 3.0 mm	L 12.0 mm
REF 384-910-00		Screw for temporary abutment	M 1.6	L 13.5 mm

Components series of abutments **S**

CAD/CAM components – conical

conical

REF 346-113-01		tioLogic® TWINFIT CAD/CAM titanium base S, conical, incl. AnoTite screw	GH 1.5 mm
REF 346-195-01		tioLogic® TWINFIT CAD/CAM titanium base S, CEREC, Sirona, conical, incl. AnoTite screw	GH 1.5 mm
REF 346-114-01		tioLogic® TWINFIT CAD/CAM titanium base S, conical, angulated screw aperture, incl. AnoTite screw	GH 1.5 mm max. 20°
REF 346-197-01		tioLogic® TWINFIT CAD/CAM titanium block S, PreForm, conical, incl.AnoTite screw	

CAD/CAM components – platform

platform

REF 346-113-02		tioLogic® TWINFIT CAD/CAM titanium base S, platform, incl. AnoTite screw	GH 0.5 mm max. 20°
REF 346-195-02		tioLogic® TWINFIT CAD/CAM titanium base S, CEREC, Sirona, platform, incl. AnoTite screw	GH 0.5 mm
REF 346-199-02		tioLogic® TWINFIT CAD/CAM titanium adhesive base S, platform, incl. AnoTite screw	GH 0.7 mm
REF 346-197-02		tioLogic® TWINFIT CAD/CAM titanium block S, PreForm, platform, incl. AnoTite screw	

CAD/CAM components – accessories

REF 346-190-02		tioLogic® TWINFIT CAD/CAM scan abutment titanium S, platform, incl. retaining screw		
REF 386-196-00		Modelling sleeve for CAD/CAM titanium base S, adjustable		
REF 346-430-00		tioLogic® TWINFIT 4Base CAD/CAM scan cap titanium, incl. AnoTite screw		L 10.0 mm
REF 386-910-00		AnoTite screw	M 1.6	L 9.0 mm
REF 386-914-00		Prosthetic screw, for laboratory use only	M 1.6	L 9.0 mm
REF 386-924-00		AnoTite screw, for angulated screw apertures	M 1.6	L 8.5 mm
REF 386-926-00		Prosthetic screw, for angulated screw apertures	M 1.6	L 8.5 mm
REF 386-928-00		AnoTite screw, for angulated screw apertures	M 1.6	L 5.5 mm
REF 386-930-00		Prosthetic screw, for angulated screw apertures	M 1.6	L 5.5 mm
REF 386-932-00		Retaining screw, for scan abutment and closed impression	M 1.6	L 14 mm

Components series of abutments **S**

Titanium – conical

REF 346-130-01		tioLogic® TWINFIT titanium abutment S, conical, incl. AnoTite screw	GH 1.5 mm	L 8.2 mm
REF 346-131-01		tioLogic® TWINFIT titanium abutment S, conical, incl. AnoTite screw	GH 2.5 mm	L 9.5 mm
REF 346-132-01		tioLogic® TWINFIT titanium abutment S, conical, incl. AnoTite screw	GH 4.0 mm	L 11.2 mm
REF 346-135-01		tioLogic® TWINFIT titanium abutment S, conical, incl. AnoTite screw	GH 1.5 mm	L 8.7 mm 15°
REF 346-136-01		tioLogic® TWINFIT titanium abutment S, conical, incl. AnoTite screw	GH 3.0 mm	L 10.2 mm 15°
REF 346-139-01		tioLogic® TWINFIT titanium abutment S, conical, anatomical, incl. AnoTite screw	GH 2.5 mm	L 12.0 mm

Titanium – platform

REF 346-130-02		tioLogic® TWINFIT titanium abutment S, platform, incl. AnoTite screw	GH 1.0 mm	L 8.0 mm
REF 346-131-02		tioLogic® TWINFIT titanium abutment S, platform, incl. AnoTite screw	GH 2.5 mm	L 9.5 mm
REF 346-132-02		tioLogic® TWINFIT titanium abutment S, platform, incl. AnoTite screw	GH 4.0 mm	L 11.0 mm
REF 346-135-02		tioLogic® TWINFIT titanium abutment S, platform, incl. AnoTite screw	GH 1.5 mm	L 8.7 mm 15°
REF 346-136-02		tioLogic® TWINFIT titanium abutment S, platform, incl. AnoTite screw	GH 3.0 mm	L 10.2 mm 15°
REF 346-139-02		tioLogic® TWINFIT titanium abutment S, platform, anatomical, incl. AnoTite screw	GH 2.5 mm	L 12.0 mm

Titanium – accessories

REF 386-910-00		AnoTite screw	M 1.6	L 9.0 mm
REF 386-914-00		Prosthetic screw, for laboratory use only	M 1.6	L 9.0 mm

Components series of abutments **S**

4Base – conical

REF 346-140-01		tioLogic® TWINFIT 4Base abutment S, conical	GH 1.5 mm	
REF 346-141-01		tioLogic® TWINFIT 4Base abutment S, conical	GH 2.5 mm	
REF 346-142-01		tioLogic® TWINFIT 4Base abutment S, conical	GH 4.0 mm	
REF 346-145-01		tioLogic® TWINFIT 4Base abutment S, conical, incl. AnoTite screw	GH 3.2 mm	20°
REF 346-146-01		tioLogic® TWINFIT 4Base abutment S, conical, incl. AnoTite screw	GH 3.2 mm	30°

4Base – platform

REF 346-140-02		tioLogic® TWINFIT 4Base abutment S, platform	GH 1.5 mm	
REF 346-141-02		tioLogic® TWINFIT 4Base abutment S, platform	GH 2.5 mm	
REF 346-142-02		tioLogic® TWINFIT 4Base abutment S, platform	GH 4.0 mm	
REF 346-145-02		tioLogic® TWINFIT 4Base abutment S, platform, incl. AnoTite screw	GH 3.2 mm	20°
REF 346-146-02		tioLogic® TWINFIT 4Base abutment S, platform, incl. AnoTite screw	GH 3.2 mm	30°

Components series of abutments **S**

4Base – components – accessories

REF 346-410-00		tioLogic® TWINFIT 4Base closure screw		L 5.0 mm
REF 346-412-00		tioLogic® TWINFIT 4Base impression post, open, incl. screw		L 11.5 mm
REF 346-414-00		tioLogic® TWINFIT 4Base impression post, closed, incl. impression cap, AnoTite screw		L 6.3 mm
REF 346-416-00		tioLogic® TWINFIT 4Base impression cap 5 pieces		L 5.8 mm
REF 346-432-00		4Base laboratory implant, tioLogic® TWINFIT for printed and cast models		L 14.6 mm
REF 346-420-00		tioLogic® TWINFIT 4Base cap plastic (polycarbonate), incl. AnoTite screw		L 10.5 mm
REF 346-422-00		tioLogic® TWINFIT 4Base cap titanium, adhesive technique, incl. AnoTite screw		L 10.5 mm
REF 346-424-00		tioLogic® TWINFIT 4Base cap titanium, lasering technique, incl. AnoTite screw		L 6.2 mm
REF 346-428-00		tioLogic® TWINFIT 4Base tioLOC cap titanium	GH 3.1 mm	L 4.7 mm
REF 346-430-00		tioLogic® TWINFIT 4Base CAD/CAM scan cap titanium, incl. AnoTite screw		L 10.0 mm
REF 386-910-00		AnoTite screw	M 1.6	L 9.0 mm
REF 386-912-00		AnoTite screw bar/bridge/AngleFix	M 1.6	L 6.0 mm
REF 386-914-00		Prosthetic screw for laboratory use only	M 1.6	L 9.0 mm
REF 386-916-00		Prosthetic screw bar/bridge/AngleFix, for laboratory use only	M 1.6	L 6.0 mm
REF 386-928-00		AnoTite screw, for angulated screw apertures	M 1.6	L 5.5 mm
REF 386-930-00		Prosthetic screw, for angulated screw apertures	M 1.6	L 5.5 mm

Components series of abutments **S**

platform

Ball abutment – platform

REF 346-160-02		tioLogic® TWINFIT ball abutment S, platform	GH 1.5 mm	ø 2.25 mm
REF 346-161-02		tioLogic® TWINFIT ball abutment S, platform	GH 3.0 mm	ø 2.25 mm
REF 346-162-02		tioLogic® TWINFIT ball abutment S, platform	GH 4.5 mm	ø 2.25 mm

Ball abutment – accessories

REF 386-614-00		Ball abutment laboratory implant		ø 2.25 mm
REF 386-630-00		Dalbo®-PLUS matrix TE basic complete		
REF 386-631-00		Dalbo®-PLUS lamellae retention insert E		

Components series of abutments **S**

tioLOC – platform

REF 346-151-02		tioLogic® TWINFIT tioLOC abutment S, platform	GH 1.5 mm	
REF 346-152-02		tioLogic® TWINFIT tioLOC abutment S, platform	GH 3.0 mm	
REF 346-153-02		tioLogic® TWINFIT tioLOC abutment S, platform	GH 4.5 mm	
REF 346-428-00		tioLogic® TWINFIT 4Base tioLOC cap titanium compatible with LOCATOR®	GH 3.1 mm	L 4.7 mm

tioLOC – accessories

REF 346-512-00		Impression caps 2 pieces	ø 5.6 mm	L 4.5 mm
REF 346-514-00		Laboratory analogs 2 pieces	ø 4.0 mm	L 10.0 mm
REF 346-516-00		Set retention caps 1 stainless steel case for caps, 1 protective plate, 1 laboratory cap, 3 retention caps (with internal pin)		
REF 346-518-00*		Black laboratory caps (with pin) 4 pieces		
REF 346-520-00*		Yellow caps (with pin) 4 pieces		0-20°, 700 g
REF 346-522-00*		Pink caps (with pin) 4 pieces		0-20°, 900 g
REF 346-524-00*		Transparent caps (with pin) 4 pieces		0-20°, 1.500 g
REF 346-526-00*		Violet caps (with pin) 4 pieces		0-20°, 2.700 g
REF 346-530-00		Protective plates 10 pieces		
REF 347-745-00		Cap insertion/removal tool		

*** IMPORTANT NOTE - NEW MANUFACTURER:** Retention caps purchased from January 1, 2024 are not compatible with earlier models.

Series of abutments M

for ø 3.7 mm and ø 4.2 mm tioLogic® TWINFIT implants

ABUTMENT SWITCH

2 CONNECTOR GEOMETRIES – **1** IMPLANT

Components series of abutments **M**

Impression taking

platform

REF 345-210-00		tioLogic® TWINFIT impression post M, platform, open incl. screw with shortened thread	L 10.0 mm
REF 345-212-00		tioLogic® TWINFIT impression post M, platform, open incl. screw with shortened thread	L 14.0 mm
REF 345-220-00		tioLogic® TWINFIT impression post M, platform, closed incl. impression cap, retaining screw	L 9.5 mm
REF 345-222-00		tioLogic® TWINFIT impression cap M 5 pieces	L 5.8 mm
REF 385-224-00		Positioning aid M for impression post M, closed	L 9.6 mm

Model

REF 345-230-00		tioLogic® TWINFIT laboratory implant M, for cast models	L 12.0 mm
REF 345-232-00		tioLogic® TWINFIT laboratory implant M, for printed and cast models, incl. screw	L 12.0 mm

Temporary restorations

platform

REF 344-230-00		tioLogic® TWINFIT temporary abutment M, platform, incl. screw	GH 3.0 mm	L 12.0 mm
REF 384-910-00		Screw for temporary abutment	M 1.6	L 13.5 mm

Components series of abutments **M**

CAD/CAM components – conical

conical

REF 346-213-01		tioLogic® TWINFIT CAD/CAM titanium base M, conical, incl. AnoTite screw	GH 1.5 mm	
REF 346-295-01		tioLogic® TWINFIT CAD/CAM titanium base M, CEREC, Sirona, conical, incl. AnoTite screw	GH 1.5 mm	
REF 346-214-01		tioLogic® TWINFIT CAD/CAM titanium base M, conical, angulated screw aperture, incl. AnoTite screw	GH 1.5 mm max. 20°	
REF 346-297-01		tioLogic® TWINFIT CAD/CAM titanium block M, PreForm, conical, incl.AnoTite screw		

CAD/CAM components – platform

platform

REF 346-213-02		tioLogic® TWINFIT CAD/CAM titanium base M, platform, incl. AnoTite screw	GH 0.5 mm max. 20°	
REF 346-295-02		tioLogic® TWINFIT CAD/CAM titanium base M, CEREC, Sirona, platform, incl. AnoTite screw	GH 0.5 mm	
REF 346-299-02		tioLogic® TWINFIT CAD/CAM titanium adhesive base M, platform, incl. AnoTite screw	GH 0.7 mm	
REF 346-297-02		tioLogic® TWINFIT CAD/CAM titanium block M, PreForm, platform, incl. AnoTite screw		

CAD/CAM components – accessories

REF 346-290-02		tioLogic® TWINFIT CAD/CAM scan abutment titanium M, platform, incl. retaining screw		
REF 386-296-00		Modelling sleeve for CAD/CAM titanium base M, adjustable		
REF 346-430-00		tioLogic® TWINFIT 4Base CAD/CAM scan cap titanium, incl. AnoTite screw		L 10.0 mm
REF 386-910-00		AnoTite screw	M 1.6	L 9.0 mm
REF 386-914-00		Prosthetic screw, for laboratory use only	M 1.6	L 9.0 mm
REF 386-924-00		AnoTite screw, for angulated screw apertures	M 1.6	L 8.5 mm
REF 386-926-00		Prosthetic screw, for angulated screw apertures	M 1.6	L 8.5 mm
REF 386-928-00		AnoTite screw, for angulated screw apertures	M 1.6	L 5.5 mm
REF 386-930-00		Prosthetic screw, for angulated screw apertures	M 1.6	L 5.5 mm
REF 386-932-00		Retaining screw, for scan abutment and closed impression	M 1.6	L 14 mm

Components series of abutments **M**

Titanium – conical

REF 346-230-01		tioLogic® TWINFIT titanium abutment M, conical, incl. AnoTite screw	GH 1.5 mm	L 8.2 mm
REF 346-231-01		tioLogic® TWINFIT titanium abutment M, conical, incl. AnoTite screw	GH 2.5 mm	L 9.5 mm
REF 346-232-01		tioLogic® TWINFIT titanium abutment M, conical, incl. AnoTite screw	GH 4.0 mm	L 11.2 mm
REF 346-235-01		tioLogic® TWINFIT titanium abutment M, conical, incl. AnoTite screw	GH 1.5 mm	L 8.7 mm 20°
REF 346-236-01		tioLogic® TWINFIT titanium abutment M, conical, incl. AnoTite screw	GH 3.0 mm	L 10.2 mm 20°
REF 346-239-01		tioLogic® TWINFIT titanium abutment M, conical, anatomical, incl. AnoTite screw	GH 2.5 mm	L 12.2 mm

Titanium – platform

REF 346-230-02		tioLogic® TWINFIT titanium abutment M, platform, incl. AnoTite screw	GH 1.0 mm	L 8.0 mm
REF 346-231-02		tioLogic® TWINFIT titanium abutment M, platform, incl. AnoTite screw	GH 2.5 mm	L 9.5 mm
REF 346-232-02		tioLogic® TWINFIT titanium abutment M, platform, incl. AnoTite screw	GH 4.0 mm	L 11.0 mm
REF 346-235-02		tioLogic® TWINFIT titanium abutment M, platform, incl. AnoTite screw	GH 1.5 mm	L 8.7 mm 20°
REF 346-236-02		tioLogic® TWINFIT titanium abutment M, platform, incl. AnoTite screw	GH 3.0 mm	L 10.2 mm 20°
REF 346-239-02		tioLogic® TWINFIT titanium abutment M, platform, anatomical, incl. AnoTite screw	GH 2.5 mm	L 12.0 mm

Titanium – accessories

REF 386-910-00		AnoTite screw	M 1.6	L 9.0 mm
REF 386-914-00		Prosthetic screw, for laboratory use only	M 1.6	L 9.0 mm

Components series of abutments **M**

4Base – conical

REF 346-240-01	tioLogic® TWINFIT 4Base abutment M, conical	GH 1.5 mm	
REF 346-241-01	tioLogic® TWINFIT 4Base abutment M, conical	GH 2.5 mm	
REF 346-242-01	tioLogic® TWINFIT 4Base abutment M, conical	GH 4.0 mm	
REF 346-245-01	tioLogic® TWINFIT 4Base abutment M, conical, incl. AnoTite screw	GH 3.2 mm	20°
REF 346-246-01	tioLogic® TWINFIT 4Base abutment M, conical, incl. AnoTite screw	GH 3.2 mm	30°

4Base – platform

REF 346-240-02	tioLogic® TWINFIT 4Base abutment M, platform	GH 1.5 mm	
REF 346-241-02	tioLogic® TWINFIT 4Base abutment M, platform	GH 2.5 mm	
REF 346-242-02	tioLogic® TWINFIT 4Base abutment M, platform	GH 4.0 mm	
REF 346-245-02	tioLogic® TWINFIT 4Base abutment M, platform, incl. AnoTite screw	GH 3.2 mm	20°
REF 346-246-02	tioLogic® TWINFIT 4Base abutment M, platform, incl. AnoTite screw	GH 3.2 mm	30°

Components series of abutments **M**

4Base – components – accessories

REF 346-410-00		tioLogic® TWINFIT 4Base closure screw		L 5.0 mm
REF 346-412-00		tioLogic® TWINFIT 4Base impression post, open, incl. screw		L 11.5 mm
REF 346-414-00		tioLogic® TWINFIT 4Base impression post, closed, incl. impression cap, AnoTite screw		L 6.3 mm
REF 346-416-00		tioLogic® TWINFIT 4Base impression cap 5 pieces		L 5.8 mm
REF 346-432-00		4Base laboratory implant, tioLogic® TWINFIT for printed and cast models		L 14.6 mm
REF 346-420-00		tioLogic® TWINFIT 4Base cap plastic (polycarbonate), incl. AnoTite screw		L 10.5 mm
REF 346-422-00		tioLogic® TWINFIT 4Base cap titanium, adhesive technique, incl. AnoTite screw		L 10.5 mm
REF 346-424-00		tioLogic® TWINFIT 4Base cap titanium, lasering technique, incl. AnoTite screw		L 6.2 mm
REF 346-428-00		tioLogic® TWINFIT 4Base tioLOC cap titanium	GH 3.1 mm	L 4.7 mm
REF 346-430-00		tioLogic® TWINFIT 4Base CAD/CAM scan cap titanium, incl. AnoTite screw		L 10.0 mm
REF 386-910-00		AnoTite screw	M 1.6	L 9.0 mm
REF 386-912-00		AnoTite screw bar/bridge/AngleFix	M 1.6	L 6.0 mm
REF 386-914-00		Prosthetic screw for laboratory use only	M 1.6	L 9.0 mm
REF 386-916-00		Prosthetic screw bar/bridge/AngleFix, for laboratory use only	M 1.6	L 6.0 mm
REF 386-928-00		AnoTite screw, for angulated screw apertures	M 1.6	L 5.5 mm
REF 386-930-00		Prosthetic screw, for angulated screw apertures	M 1.6	L 5.5 mm

Components series of abutments **M**

platform

Ball abutment – platform

REF 346-260-02		tioLogic® TWINFIT ball abutment M, platform	GH 1.5 mm	ø 2.25 mm
REF 346-261-02		tioLogic® TWINFIT ball abutment M, platform	GH 3.0 mm	ø 2.25 mm
REF 346-262-02		tioLogic® TWINFIT ball abutment M, platform	GH 4.5 mm	ø 2.25 mm

Ball abutment – accessories

REF 386-614-00		Ball abutment laboratory implant	ø 2.25 mm
REF 386-630-00		Dalbo®-PLUS matrix TE basic complete	
REF 386-631-00		Dalbo®-PLUS lamellae retention insert E	

Components series of abutments **M**

tioLOC – platform

REF 346-251-02		tioLogic® TWINFIT tioLOC abutment M, platform	GH 1.5 mm	
REF 346-252-02		tioLogic® TWINFIT tioLOC abutment M, platform	GH 3.0 mm	
REF 346-253-02		tioLogic® TWINFIT tioLOC abutment M, platform	GH 4.5 mm	
REF 346-428-00		tioLogic® TWINFIT 4Base tioLOC cap titanium compatible with LOCATOR®	GH 3.1 mm	L 4.7 mm

tioLOC – accessories

REF 346-512-00		Impression caps 2 pieces	ø 5.6 mm	L 4.5 mm
REF 346-514-00		Laboratory analogs 2 pieces	ø 4.0 mm	L 10.0 mm
REF 346-516-00		Set retention caps 1 stainless steel case for caps, 1 protective plate, 1 laboratory cap, 3 retention caps (with internal pin)		
REF 346-518-00*		Black laboratory caps (with pin) 4 pieces		
REF 346-520-00*		Yellow caps (with pin) 4 pieces		0-20°, 700 g
REF 346-522-00*		Pink caps (with pin) 4 pieces		0-20°, 900 g
REF 346-524-00*		Transparent caps (with pin) 4 pieces		0-20°, 1.500 g
REF 346-526-00*		Violet caps (with pin) 4 pieces		0-20°, 2.700 g
REF 346-530-00		Protective plates 10 pieces		
REF 347-745-00		Cap insertion/removal tool		

*** IMPORTANT NOTE - NEW MANUFACTURER:** Retention caps purchased from January 1, 2024 are not compatible with earlier models.

Series of abutments **L**

for ø 4.8 mm and ø 5.5 mm tioLogic® TWINFIT implants

ABUTMENT SWITCH

2 CONNECTOR GEOMETRIES – **1** IMPLANT

Components series of abutments **L**

Impression taking

platform

REF 345-310-00		tioLogic® TWINFIT impression post L, platform, open incl. screw with shortened thread	L 10.0 mm
REF 345-312-00		tioLogic® TWINFIT impression post L, platform, open incl. screw with shortened thread	L 14.0 mm
REF 345-320-00		tioLogic® TWINFIT impression post L, platform, closed incl. impression cap, retaining screw	L 9.5 mm
REF 345-322-00		tioLogic® TWINFIT impression cap L 5 pieces	L 5.8 mm
REF 385-324-00		Positioning aid L for impression post L, closed	L 9.6 mm

Model

REF 345-330-00		tioLogic® TWINFIT laboratory implant L, for cast models	L 12.0 mm
REF 345-332-00		tioLogic® TWINFIT laboratory implant L, for printed and cast models, incl. screw	L 12.0 mm

Temporary restorations

platform

REF 344-330-00		tioLogic® TWINFIT temporary abutment L, platform, incl. screw	GH 3.0 mm	L 12.0 mm
REF 384-910-00		Screw for temporary abutment	M 1.6	L 13.5 mm

Components series of abutments **L**

CAD/CAM components – conical

conical

REF 346-313-01		tioLogic® TWINFIT CAD/CAM titanium base L, conical, incl. AnoTite screw	GH 1.5 mm
REF 346-395-01		tioLogic® TWINFIT CAD/CAM titanium base L, CEREC, Sirona, conical, incl. AnoTite screw	GH 1.5 mm
REF 346-314-01		tioLogic® TWINFIT CAD/CAM titanium base L, conical, angulated screw aperture, incl. AnoTite screw	GH 1.5 mm max. 20°
REF 346-397-01		tioLogic® TWINFIT CAD/CAM titanium block L, PreForm, conical, incl.AnoTite screw	

CAD/CAM components – platform

platform

REF 346-313-02		tioLogic® TWINFIT CAD/CAM titanium base L, platform, incl. AnoTite screw	GH 0.5 mm max. 20°
REF 346-395-02		tioLogic® TWINFIT CAD/CAM titanium base L, CEREC, Sirona, platform, incl. AnoTite screw	GH 0.5 mm
REF 346-399-02		tioLogic® TWINFIT CAD/CAM titanium adhesive base L, platform, incl. AnoTite screw	GH 0.7 mm
REF 346-397-02		tioLogic® TWINFIT CAD/CAM titanium block L, PreForm, platform, incl. AnoTite screw	

CAD/CAM components – accessories

REF 346-390-02		tioLogic® TWINFIT CAD/CAM scan abutment titanium L, platform, incl. retaining screw		
REF 386-396-00		Modelling sleeve for CAD/CAM titanium base L, adjustable		
REF 346-430-00		tioLogic® TWINFIT 4Base CAD/CAM scan cap titanium, incl. AnoTite screw		L 10.0 mm
REF 386-910-00		AnoTite screw	M 1.6	L 9.0 mm
REF 386-914-00		Prosthetic screw, for laboratory use only	M 1.6	L 9.0 mm
REF 386-924-00		AnoTite screw, for angulated screw apertures	M 1.6	L 8.5 mm
REF 386-926-00		Prosthetic screw, for angulated screw apertures	M 1.6	L 8.5 mm
REF 386-928-00		AnoTite screw, for angulated screw apertures	M 1.6	L 5.5 mm
REF 386-930-00		Prosthetic screw, for angulated screw apertures	M 1.6	L 5.5 mm
REF 386-932-00		Retaining screw, for scan abutment and closed impression	M 1.6	L 14 mm

Components series of abutments **L**

Titanium – conical

REF 346-330-01		tioLogic® TWINFIT titanium abutment L, conical, incl. AnoTite screw	GH 1.5 mm	L 8.2 mm
REF 346-331-01		tioLogic® TWINFIT titanium abutment L, conical, incl. AnoTite screw	GH 2.5 mm	L 9.5 mm
REF 346-332-01		tioLogic® TWINFIT titanium abutment L, conical, incl. AnoTite screw	GH 4.0 mm	L 11.2 mm
REF 346-335-01		tioLogic® TWINFIT titanium abutment L, conical, incl. AnoTite screw	GH 1.5 mm	L 8.7 mm 20°
REF 346-336-01		tioLogic® TWINFIT titanium abutment L, conical, incl. AnoTite screw	GH 3.0 mm	L 10.2 mm 20°
REF 346-339-01		tioLogic® TWINFIT titanium abutment L, conical, anatomical, incl. AnoTite screw	GH 2.5 mm	L 12.0 mm

Titanium – platform

REF 346-330-02		tioLogic® TWINFIT titanium abutment L, platform, incl. AnoTite screw	GH 1.0 mm	L 8.0 mm
REF 346-331-02		tioLogic® TWINFIT titanium abutment L, platform, incl. AnoTite screw	GH 2.5 mm	L 9.5 mm
REF 346-332-02		tioLogic® TWINFIT titanium abutment L, platform, incl. AnoTite screw	GH 4.0 mm	L 11.0 mm
REF 346-335-02		tioLogic® TWINFIT titanium abutment L, platform, incl. AnoTite screw	GH 1.5 mm	L 8.7 mm 20°
REF 346-336-02		tioLogic® TWINFIT titanium abutment L, platform, incl. AnoTite screw	GH 3.0 mm	L 10.2 mm 20°
REF 346-339-02		tioLogic® TWINFIT titanium abutment L, platform, anatomical, incl. AnoTite screw	GH 2.5 mm	L 12.0 mm

Titanium – accessories

REF 386-910-00		AnoTite screw	M 1.6	L 9.0 mm
REF 386-914-00		Prosthetic screw, for laboratory use only	M 1.6	L 9.0 mm

Components series of abutments **L**

4Base – conical

REF 346-340-01	tioLogic® TWINFIT 4Base abutment L, conical	GH 1.5 mm	
REF 346-341-01	tioLogic® TWINFIT 4Base abutment L, conical	GH 2.5 mm	
REF 346-342-01	tioLogic® TWINFIT 4Base abutment L, conical	GH 4.0 mm	
REF 346-345-01	tioLogic® TWINFIT 4Base abutment L, conical, incl. AnoTite screw	GH 3.2 mm	20°
REF 346-346-01	tioLogic® TWINFIT 4Base abutment L, conical, incl. AnoTite screw	GH 3.2 mm	30°

4Base – platform

REF 346-340-02	tioLogic® TWINFIT 4Base abutment L, platform	GH 1.5 mm	
REF 346-341-02	tioLogic® TWINFIT 4Base abutment L, platform	GH 2.5 mm	
REF 346-342-02	tioLogic® TWINFIT 4Base abutment L, platform	GH 4.0 mm	
REF 346-345-02	tioLogic® TWINFIT 4Base, abutment L, platform, incl. AnoTite screw	GH 3.2 mm	20°
REF 346-346-02	tioLogic® TWINFIT 4Base abutment L, platform, incl. AnoTite screw	GH 3.2 mm	30°

Components series of abutments **L**

4Base – components – accessories

REF 346-410-00		tioLogic® TWINFIT 4Base closure screw		L 5.0 mm
REF 346-412-00		tioLogic® TWINFIT 4Base impression post, open, incl. screw		L 11.5 mm
REF 346-414-00		tioLogic® TWINFIT 4Base impression post, closed, incl. impression cap, AnoTite screw		L 6.3 mm
REF 346-416-00		tioLogic® TWINFIT 4Base impression cap 5 pieces		L 5.8 mm
REF 346-432-00		4Base laboratory implant, tioLogic® TWINFIT for printed and cast models		L 14.6 mm
REF 346-420-00		tioLogic® TWINFIT 4Base cap plastic (polycarbonate), incl. AnoTite screw		L 10.5 mm
REF 346-422-00		tioLogic® TWINFIT 4Base cap titanium, adhesive technique, incl. AnoTite screw		L 10.5 mm
REF 346-424-00		tioLogic® TWINFIT 4Base cap titanium, lasering technique, incl. AnoTite screw		L 6.2 mm
REF 346-428-00		tioLogic® TWINFIT 4Base tioLOC cap titanium	GH 3.1 mm	L 4.7 mm
REF 346-430-00		tioLogic® TWINFIT 4Base CAD/CAM scan cap titanium, incl. AnoTite screw		L 10.0 mm
REF 386-910-00		AnoTite screw	M 1.6	L 9.0 mm
REF 386-912-00		AnoTite screw bar/bridge/AngleFix	M 1.6	L 6.0 mm
REF 386-914-00		Prosthetic screw for laboratory use only	M 1.6	L 9.0 mm
REF 386-916-00		Prosthetic screw bar/bridge/AngleFix, for laboratory use only	M 1.6	L 6.0 mm
REF 386-928-00		AnoTite screw, for angulated screw apertures	M 1.6	L 5.5 mm
REF 386-930-00		Prosthetic screw, for angulated screw apertures	M 1.6	L 5.5 mm

Components series of abutments **L**

platform

Ball abutment – platform

REF 346-360-02		tioLogic® TWINFIT ball abutment L, platform	GH 1.5 mm	ø 2.25 mm
REF 346-361-02		tioLogic® TWINFIT ball abutment L, platform	GH 3.0 mm	ø 2.25 mm
REF 346-362-02		tioLogic® TWINFIT ball abutment L, platform	GH 4.5 mm	ø 2.25 mm

Ball abutment – accessories

REF 386-614-00		Ball abutment laboratory implant	ø 2.25 mm
REF 386-630-00		Dalbo®-PLUS matrix TE basic complete	
REF 386-631-00		Dalbo®-PLUS lamellae retention insert E	

Components series of abutments **L**

tioLOC – platform

REF 346-351-02		tioLogic® TWINFIT tioLOC abutment L, platform	GH 1.5 mm	
REF 346-352-02		tioLogic® TWINFIT tioLOC abutment L, platform	GH 3.0 mm	
REF 346-353-02		tioLogic® TWINFIT tioLOC abutment L, platform	GH 4.5 mm	
REF 346-428-00		tioLogic® TWINFIT 4Base tioLOC cap titanium compatible with LOCATOR®	GH 3.1 mm	L 4.7 mm

tioLOC – accessories

REF 346-512-00		Impression caps 2 pieces	ø 5.6 mm	L 4.5 mm
REF 346-514-00		Laboratory analogs 2 pieces	ø 4.0 mm	L 10.0 mm
REF 346-516-00		Set retention caps 1 stainless steel case for caps, 1 protective plate, 1 laboratory cap, 3 retention caps (with internal pin)		
REF 346-518-00*		Black laboratory caps (with pin) 4 pieces		
REF 346-520-00*		Yellow caps (with pin) 4 pieces		0-20°, 700 g
REF 346-522-00*		Pink caps (with pin) 4 pieces		0-20°, 900 g
REF 346-524-00*		Transparent caps (with pin) 4 pieces		0-20°, 1.500 g
REF 346-526-00*		Violet caps (with pin) 4 pieces		0-20°, 2.700 g
REF 346-530-00		Protective plates 10 pieces		
REF 347-745-00		Cap insertion/removal tool		

*** IMPORTANT NOTE - NEW MANUFACTURER:** Retention caps purchased from January 1, 2024 are not compatible with earlier models.

ACCESSORIES

Accessories Surgery

Osteotome tray

REF 350-103-00

Osteotome tray
not equipped

Osteotomy – single items

REF 350-170-00		Osteotome concave, angled	ø 2.0 mm
REF 350-172-00		Osteotome concave, angled	ø 3.3 mm
REF 350-174-00		Osteotome concave, angled	ø 3.7 mm
REF 350-176-00		Osteotome concave, angled	ø 4.2 mm
REF 350-178-00		Osteotome concave, angled	ø 4.8 mm
REF 350-180-00		Osteotome concave, angled	ø 5.5 mm

Accessories Surgery

Surgery – single items

REF 387-509-00		Drill extension, ISO shank, hexagon		L 21.0 mm
REF 387-511-00		Adapter, ISO shank, hexagon / ratchet		L 15.0 mm
REF 387-513-00		Adapter, ISO shank, hexagon / ratchet		L 20.0 mm
REF 347-514-00		Paralleling pin		L 21.8 mm
REF 387-536-00		tioLogic® TWINFIT implant insertion key S, ISO shank	ø 3.3 mm	L 23.5 mm
REF 387-537-00		tioLogic® TWINFIT implant insertion key M, ISO shank	ø 3.7/4.2 mm	L 23.5 mm
REF 387-538-00		tioLogic® TWINFIT implant insertion key L, ISO shank	ø 4.8/5.5 mm	L 23.5 mm
REF 387-526-00		tioLogic® TWINFIT implant insertion key S, ISO shank	ø 3.3 mm	L 26.5 mm
REF 387-527-00		tioLogic® TWINFIT implant insertion key M, ISO shank	ø 3.7/4.2 mm	L 26.5 mm
REF 387-528-00		tioLogic® TWINFIT implant insertion key L, ISO shank	ø 4.8/5.5 mm	L 26.5 mm
REF 387-531-00		tioLogic® TWINFIT insertion key S, ratchet	ø 3.3 mm	L 26.6 mm
REF 387-532-00		tioLogic® TWINFIT insertion key M, ratchet	ø 3.7/4.2 mm	L 26.6 mm
REF 387-533-00		tioLogic® TWINFIT insertion key L, ratchet	ø 4.8/5.5 mm	L 26.6 mm

Accessories Surgery / Prosthetics

Surgery – Prosthetics – single items

REF 385-124-00		Positioning aid S, for impression post S, closed		L 9.6 mm
REF 385-224-00		Positioning aid M, for impression post M, closed		L 9.6 mm
REF 385-324-00		Positioning aid L, for impression post L, closed		L 9.6 mm
REF 387-610-00		Hex key, ISO shank	1.3	L 20.0 mm
REF 387-612-00		Hex key, ISO shank	1.3	L 26.0 mm
REF 387-620-00		Hex key, ratchet	1.3	L 16.0 mm
REF 387-622-00		Hex key, ratchet	1.3	L 26.0 mm
REF 347-646-00		tioLogic® TWINFIT PentaGrip insertion key, ISO shank for 4Base / ball abutment		L 22.3 mm
REF 387-624-00		Hex ball point key for angulated screw aperture, ISO shank	1.3	L 26.0 mm
REF 387-650-00		Insertion key tioLOC, ratchet		L 15.5 mm
REF 387-800-00		Torque ratchet with blocking function – scaled-down illustration –		15 – ∞ Ncm
REF 387-602-00		Sure-grip wheel – scaled-down illustration –	ø 18.0 mm	

Accessories Prosthetics

Prosthetics – single items

REF 387-730-00		Countersink – screw fit AnoTite screw – scaled-down illustration –
REF 387-663-00		Dalbo®-PLUS screwdriver / activator
REF 347-745-00		Cap insertion/removal tool
REF 386-468-00		Cylindrical pin for screw aperture

Selection aid set

REF 348-400-01		tioLogic® TWINFIT, selection aid set S/M/L, conical
REF 348-400-02		tioLogic® TWINFIT, selection aid set S/M/L, platform

Demonstration models

REF 348-420-00		tioLogic® TWINFIT demo implant ø 4.2 mm, L 13.0 mm	Scale 5:1
REF 348-424-01		tioLogic® TWINFIT, demo titanium abutment M, conical GH 2.5 mm	Scale 5:1
REF 348-424-02		tioLogic® TWINFIT, demo titanium abutment M, platform, GH 2.5 mm	Scale 5:1
REF 348-426-00		tioLogic® TWINFIT, demo impression post, open	Scale 5:1
REF 348-430-00		tioLogic® TWINFIT demo display, equipped	Scale 5:1
REF 348-410-00		tioLogic® TWINFIT, demo model in acrylic, maxilla, partially toothed, 4 implants, without prosthetics	Scale 1:1
REF 348-412-00		tioLogic® TWINFIT, demo model in acrylic, mandible, edentulous, 4 implants, without prosthetics	Scale 1:1

CITO mini® – 3 steps to success

1. Gingiva punch

2. Stepped drilling

3. Implant insertion

Small. Quick. Easy.

- Immediate loading in many cases
- Avoids augmentative measures
- Perfect solution for patients with reduced bone availability
- Long-term stability for hybrid-prostheses

More information on CITO mini®

CITO mini®

Implant system

CITO mini® – The one-piece ball head implant for prosthesis stabilization in the edentulous or partially edentulous jaw.

Polished gingival shoulder

Optimal soft tissue support

Crestal fine thread

Time-tested surface conditioning

FEM-optimized thread geometry[1]

Self-tapping thread

[1] I. Hasan, C. Bourauel: Biomechanische Untersuchungen des Einflusses von Geometrievarianten des CITO mini® Implantats [Biomechanical analyses of the influence of CITO mini® implant geometry variations]; University of Bonn 2014.

CITO mini®

Planning foil scale 1:1 / 1.25:1 / 1.4:1

REF 301-410-00 Planning foil CITO mini®



Surgical tray

REF 307-000-00

CITO mini® surgical tray

Content:

- Marking drill
- Stepped drill for ø 1.8 mm
- Stepped drill for ø 2.2 mm
- Stepped drill for ø 2.5 mm
- PentaGrip insertion key (ISO shank)

Rotating instruments

REF 382-015-00		Marking drill	ø 1.5 mm	
REF 302-118-00		CITO mini® stepped drill, ø 1.8 mm	ø 1.5 mm	L 17.0 mm
REF 302-122-00		CITO mini® stepped drill, ø 2.2 mm	ø 1.9 mm	L 17.0 mm
REF 302-125-00		CITO mini® stepped drill, ø 2.5 mm	ø 2.1 mm	L 17.0 mm

Implants

REF 303-018-11		CITO mini® implant	ø 1.8 mm	L 11.0 mm
REF 303-018-13		CITO mini® implant	ø 1.8 mm	L 13.0 mm
REF 303-022-11		CITO mini® implant	ø 2.2 mm	L 11.0 mm
REF 303-022-13		CITO mini® implant	ø 2.2 mm	L 13.0 mm
REF 303-025-11		CITO mini® implant	ø 2.5 mm	L 11.0 mm
REF 303-025-13		CITO mini® implant	ø 2.5 mm	L 13.0 mm

CITO mini®

Prosthetics ball abutments

REF 306-614-00		Ball abutment laboratory implant CITO mini® ø 1.8 mm
REF 306-616-00		CITO mini® O-ring matrix 1
REF 306-618-00		CITO mini® O-ring matrix 2
REF 306-620-00		CITO mini® O-ring matrix 3
REF 306-626-00		CITO mini® O-ring, for matrix 1 1 piece
REF 306-627-00		CITO mini® O-ring, for matrix 1 10 pieces
REF 306-628-00		CITO mini® O-ring, for matrix 2 + 3 1 piece
REF 306-629-00		CITO mini® O-ring, for matrix 2 + 3 10 pieces

Accessories – Surgical prosthetics

REF 387-511-00		Adapter, ISO shank, hexagon / ratchet	
REF 307-646-00		CITO mini® PentaGrip insertion key, ISO shank	
REF 387-800-00		Torque ratchet, with blocking function – scaled-down illustration –	15 – ∞ Ncm

Demo model

REF 382-933-00		Demo implant CITO mini®	Scale 5:1

SERVICE

Surgery – tioLogic® TWINFIT



X-ray reference sphere | Marker drill | Depth drill | Surface cutter | Stepped countersink | Expander | Thread tap

ADVANCED

Prosthetics – tioLogic® TWINFIT



Scan abutment, titanium | CAD/CAM titanium adhesive bases | CAD/CAM titanium block

tiologic® SURGERY.

Implant | Closure screw, platform | Temporary abutment, platform | Gingiva former, cylindrical, platform | Gingiva former, anatomical, platform | Impression post, open and screw, platform | Impression post and cap, closed, platform

tiologic® PROSTHETICS.

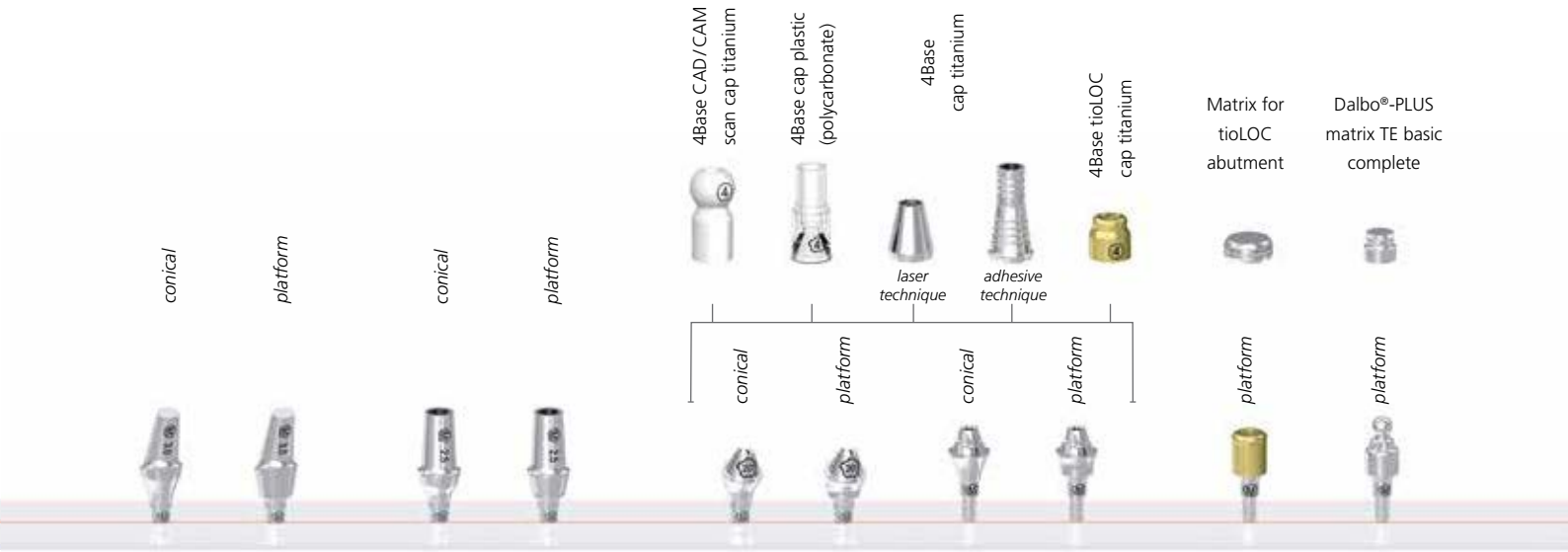

Titanium abutment, angulated | Titanium abutment, straight | 4Base abutment, angulated | 4Base abutment, straight | tioLOC abutment | Ball abutment

Information material on tioLogic® TWINFIT

General information

REF 989-910-20	tioLogic® TWINFIT Product catalog
REF 989-767-10	Literature survey Dentaurum
REF 989-801-09	Preparation instructions for the implant system components
REF 989-801-06	Materials list implantology

Surgery

REF 989-911-20	tioLogic® TWINFIT Basic folder
REF 989-912-20	tioLogic® TWINFIT Surgery Manual
REF 989-805-32	tioLogic® TWINFIT / tioLogic® ST Drilling protocol
REF 989-501-45	tioLogic® TWINFIT Torque and torque ratchet
REF 989-966-02	tioLogic® ST / tioLogic® TWINFIT implant system, Surgical Protocol
REF 989-966-32	tioLogic® ST / tioLogic® TWINFIT implant system Implant Planning
REF 989-800-47	ADVANCED for tioLogic® Overview Frequency of drill application

Prosthetics

REF 989-913-20	tioLogic® TWINFIT Prosthetics Manual
REF 989-702-12	tioLogic® digital. Basic folder
REF 989-966-22	tioLogic® ST / tioLogic® TWINFIT implant system Practice Record Card
REF 989-800-86	tioLogic® digital. Manual

Information material for patients

REF 989-996-20	tioLogic® Patient brochure
REF 989-961-20	tioLogic® PatientPass
REF 903-919-20	tioLogic® Appointment pad
REF 989-501-53	tioLogic® TWINFIT Patient consultation

Information material for users

REF 989-359-20	CITO mini® Basic folder
REF 989-360-20	CITO mini® Surgery + Prosthetics Manual
REF 989-361-20	CITO mini® Drilling protocol
REF 989-502-45	CITO mini® Planning Scheme
REF 989-800-54	CITO mini® Overview Frequency of drill application

Information material for patients

REF 989-500-57	CITO mini® Patient brochure

Torque ratchet

The torque ratchet is intended for clinical use only.
Prosthetic screws should be tightened with care manually in the laboratory.

Tightening torques for implants and prosthetic components*

Implant insertion	max. 40 Ncm (depending on bone density)	
tioLogic® TWINFIT closure screw implant	15 Ncm or manually	
tioLogic® TWINFIT 4Base closure screw abutment	15 Ncm or manually	
tioLogic® TWINFIT gingiva former	15 Ncm or manually	
tioLogic® TWINFIT screw for impression post	15 Ncm or manually	
tioLogic® TWINFIT screw for temporary abutment	15 Ncm or manually	
AnoTite screw – L 9.0 mm	30 Ncm	
tioLogic® TWINFIT 4Base abutment	35 Ncm	
AnoTite screw – L 6.0 mm	25 Ncm	
tioLogic® TWINFIT ball abutment	35 Ncm	
tioLogic® TWINFIT tioLOC abutment	30 Ncm	
AnoTite screw – L 8.5 mm, for angulated screw apertures	25 Ncm	
AnoTite screw – L 5.5 mm, for angulated screw apertures	25 Ncm	
Retaining screw with shortened thread	20 Ncm	

Inserts for the torque ratchet**

Hex key,
ratchet, 1.3,
L 26.0 mm

Hex key,
ratchet, 1.3,
L 16.0 mm

tioLogic® TWINFIT
insertion key S, ratchet,
L 26.6 mm

tioLogic® TWINFIT
insertion key M, ratchet,
L 26.6 mm

tioLogic® TWINFIT
insertion key L, ratchet,
L 26.6 mm

tioLOC insertion key,
ratchet,
L 15.0 mm

Adapter, ISO shank
hexagon / ratchet,
L 15.0 mm

Adapter, ISO shank
hexagon / ratchet,
L 20.0 mm

ISO shank inserts for adapter ISO shank / ratchet

tioLogic® TWINFIT implant
insertion key S, ISO shank
L 23.5 mm

tioLogic® TWINFIT implant
insertion key M, ISO shank
L 23.5 mm

tioLogic® TWINFIT implant
insertion key L, ISO shank
L 23.5 mm

tioLogic® TWINFIT PentaGrip
insertion key, ISO shank,
L 22.3 mm

Hex key,
ISO shank 1.3,
L 20.0 mm

tioLogic® TWINFIT
implant insertion key S,
ISO shank,
L 26.5 mm

tioLogic® TWINFIT
implant insertion key M,
ISO shank,
L 26.5 mm

tioLogic® TWINFIT
implant insertion key L,
ISO shank,
L 26.5 mm

Drill extension,
ISO shank, hexagon,
L 21.0 mm

Hex key,
ISO shank 1.3,
L 26.0 mm

Hex ball point key,
ISO shank 1.3,
L 26.0 mm

** Primary stable and osseointegrated*

*** There are different inserts available, depending on the application.*

Material composition

Implants ø 3.3, 3.7 and 4.2 mm	Titanium Grade 5
Implants ø 4.8 and 5.5 mm	Titanium Grade 4
Closure screws	Titanium Grade 5
Depth-stop sleeves	Polycarbonate USP Class VI
Gingiva former	Titanium Grade 5
Impression post:	
• Impression post, open	Titanium Grade 5
• Screw for impression post, open	Stainless steel, 1.4305
• Screw for impression post, open, with shortened thread	Titanium Grade 5
• Impression post, closed and screw	Titanium Grade 5
• Impression cap for impression post, closed	POM
Temporary abutments:	PEEK (polyether ether ketone)
• Screw for temporary abutment	Titanium Grade 5
Titanium abutments:	Titanium Grade 5
• Titanium abutments straight/angulated	Titanium Grade 5
• CAD/CAM titanium base	Titanium Grade 5
• CAD/CAM titanium block	Titanium Grade 5
Scan abutments	PEEK (polyether ether ketone)
Scan abutment titanium and 4Base scan cap titanium	Titanium Grade 5
4Base abutments	Titanium Grade 5
4Base caps:	
• 4Base plastic cap	Polycarbonate
• 4Base cap titanium, lasering technique	Titanium Grade 5
• 4Base cap titanium, adhesive technique	Titanium Grade 5
• 4Base closure screw	Titanium Grade 5
• 4Base impression post, open	Titanium Grade 5
• Screw for 4Base impression post, open	Stainless steel, 1.4305
• 4Base impression post, closed	Titanium Grade 5
• Impression cap for 4Base impression post, closed	POM
4Base laboratory implant	Titanium Grade 5
Ball abutment	Titanium Grade 5
Ball abutment laboratory implant	Aluminum
tioLOC abutment	Titanium Grade 5
Prosthetic screws:	
• AnoTite screws	Titanium Grade 5
• Prosthetic screws	Titanium Grade 5
• Retaining screws	Titanium Grade 5

Titanium Grade 4 DIN EN ISO 5832-2	
Chemical composition [% by mass]	
O	0.4 % max.
Fe	0.5 % max.
C	0.1 % max.
N	0.05 % max.
H	0.0125 % max.
Ti	Residue
Physical and mechanical properties	
0.2% yield strength	520 MPa min.
Tensile strength	680 MPa min.
Elongation at rupture	10 % min.

Titanium Grade 5 DIN EN ISO 5832-3	
Chemical composition [% by mass]	
Al	5.5 % – 6.75 %
V	3.5 % – 4.5 %
Fe	0.3 % max.
C	0.08 % max.
N	0.05 % max.
H	0.015 % max.
O	0.2 % max.
Ti	Residue
Physical and mechanical properties	
0.2% yield strength	780 MPa
Tensile strength	860 MPa
Elongation at rupture	10 % min.

PEEK	
Chemical composition [% by mass]	
Thermoplastic high-performance polymer	
Physical and mechanical properties	
Yield strength	95 MPa
Elongation	> 25 %
Modulus of elasticity	4.2 GPa
Operating temperature	260 °C/300 °C (500 °F/572 °F) (continuous/temporary)

The SSCP is available at https://ec.europa.eu/tools/eudamed and www.dentaurum.com.

Quality assurance and environmental management

Quality assurance for the user and patient

Dentaurum can look back on more than 25 years of experience in implantology and and has been working in dental prosthetics since 1886. This solid foundation ensures that development is based on a wealth of experience with the focus on the user and high-quality production of the tioLogic® implant system.

In all its business activities, Dentaurum GmbH & Co. KG meets the requirements of the international quality management standards.

Norms:

- DIN EN ISO 9001:2000
  Quality management systems
- DIN EN ISO 13485 Medical devices
  Quality management systems

The term "quality management" covers systematic planning, implementation and documentation of all activities that have an influence on the quality of a product before, during and after its manufacture. The focus is not therefore solely on the final inspection of a product but on continuous quality control during development of the product, from the raw material to manufacture right through to storage and sale. The above standards define in detail the criteria for ensuring comprehensive quality assurance by a company for all its operating procedures.

Based on this quality management system Dentaurum guarantees traceability at all times, and that the quality of the products and services will meet the expectations of the customers and patients. The products fulfill the fundamental requirements of medical products in terms of product performance and patient safety as defined in European laws and directives. As the respective products of Dentaurum GmbH & Co. KG meet the requirements of the European Directive 93/42/EEC for medical products, they bear the CE mark.

Environmental management system

The environmental management system and the quality management system are integrated in the Dentaurum management system. The environmental management system is implemented by the Management System Working Group, which is made up of members representing environment protection, hazardous goods, health and safety, material science and quality management.

Scope of validation

The environmental policy, environmental management system, environmental programs, environmental audit, environmental-audit scheme and the basic environmental statement of Dentaurum GmbH & Co. KG, Turnstr. 31 in Ispringen, Germany, fully comply with the standards and requirements of the Regulation (EEC) No. 1221/2009 (EMAS III).

INDEX – Alphabetical A - D

Index

- **4Base abutment**
  S, conical 48
  S, platform 48
  M, conical 56
  M, platform 56
  L, conical 64
  L, platform 64
- **4Base closure screw** 49, 57, 65
- **4Base impression post**
  closed 49, 57, 65
  open 49, 57, 65
- **4Base laboratory implant** 49, 57, 65
- **4Base plastic cap** 49, 57, 65
- **4Base titanium cap** 49, 57, 65

A

- **Adapter**
  ISO shank hexagon/ ratchet 27, 71
- **AnoTite screw** ..... 46, 47, 49, 54, 55, 57, ... 62, 63, 65

B

- **Ball abutment**
  S, platform 50
  M, platform 58
  L, platform 66
- **Ball abutment laboratory implant** 50, 58, 66
- **Basic sleeve** 31

C

- **CAD/CAM scan abutment titanium**
  S 46
  M 54
  L 62
- **CAD/CAM scan cap 4Base titanium** ..... 46, 49, 54, ... 57, 62, 65
- **CAD/CAM titanium base**
  S, conical 46
  S, conical, CEREC, Sirona 46
  S, platform 46
  S, platform, CEREC, Sirona 46
  M, conical 54
  M, conical, CEREC, Sirona 54
  M, platform 54
  M, platform, CEREC, Sirona 54
  L, conical 62
  L, conical, CEREC, Sirona 62
  L, platform 62
  L, platform, CEREC, Sirona 62
- **CAD/CAM titanium block**
  S, PreForm, conical 46
  S, PreForm, platform 46
  M, PreForm, conical 54
  M, PreForm, platform 54
  L, PreForm, conical 62
  L, PreForm, platform 62
- **Countersink – screw fit AnoTite screw** 73

D

- **Dalbo®-PLUS matrix TE basic** 50, 58, 66
- **Demo implant ø 4.2** 73
- **Demo impression post M** 73
- **Demo model in acrylic, mandible** 73
- **Demo model in acrylic, maxilla** 73
- **Demo titanium abutment M, conical** 73
- **Demo titanium abutment M, platform** 73
- **Depth drill ADVANCED** 27, 29
- **Depth drill pOsition** 33
- **Drill extension – ISO shank hexagon** 27,71
- **Drill for basic sleeve** 31
- **Drill for guide sleeve hard metal** 25

INDEX – Alphabetical E - P

E

- **Elastic cap insertion/removal tool for tioLOC** 73
- **Expander ADVANCED** 27, 29
- **Expander pOsition** 35

G

- **Gingiva cutter pOsition** 33
- **Gingiva fomer**
  S, anatomical 39
  S, cylindrical 38
- **Guide sleeves, titanium** 25

H

- **Hexagonal ball end key – ISO shaft for angulated screw aperture** 72
- **Hex key 1.3**
  ISO shank 27, 72
  Ratchet 43, 72
- **Holder for basic sleeve** 31, 32

I

- **Implants tioLogic® TWINFIT** 37
- **Impression cap**
  S 45
  M 53
  L 61
- **Impression cap for tioLOC** 51, 59, 67
- **Impression post**
  S, closed 45
  S, open 45
  M, closed 53
  M, open 53
  L, closed 61
  L, open 61
- **Insertion key**
  S – ISO shank 27, 71
  M – ISO shank 27, 71
  L – ISO shank 27, 71
  S – ratchet 27, 71
  M – ratchet 27, 71
  L – ratchet 27, 71
  LOCATOR® / tioLOC abutment – ratchet 72

L

- **Laboratory implant / Laboratory implant for printed and cast models**
  S 45
  M 53
  L 61
- **Laboratory implant for tioLOC** 50, 58, 66
- **Lamellae retention insert E for matrix Dalbo®-PLUS** 50, 58, 66

M

- **Marking drill** 27, 29
- **Material plates** 71
- **Modelling sleeves for CAD/CAM titanium base**
  S 46
  M 54
  L 62

O

- **Osteotome**
  concave 70
- **Osteotome tray** 70

P

- **Paralleling pin** 27, 71
- **PentaGrip insertion key**
  4Base / ball abutment – ISO shank 27, 72
- **Planning foil** 24
- **Positioning aid**
  S 46, 72
  M 54, 72
  L 62, 72
- **Positioning pin for basic sleeve** 34
- **Prosthetic screw** ..... 46, 47, 49, 54, 55, 57, ... 62, 63, 65
- **ProstheticSet for tioLogic®** 42
- **Protective plates for tioLOC** 51, 59, 67

INDEX – Alphabetical R - Z

R

- **Replacement for laboratory caps for tioLOC** 51,59, 67
- **Retaining screw** 47, 55, 63
- **Retention caps for tioLOC** 51, 59, 67

S

- **Screw for temporary abutment** 45, 53, 61
- **Screwdriver / activator for Dalbo®-PLUS** 73
- **Set inner sleeves** 32
- **Set of assorted caps for tioLOC** 51, 59, 67
- **Stepped countersink ADVANCED** 27, 29
- **Stepped countersink pOsition** 34
- **Sure-grip wheel** 27, 72
- **Surface cutter ADVANCED** 27, 28, 29
- **Surgical Tray, tioLogic® TWINFIT** 26

T

- **Temporary abutment**
  - S 45
  - M 53
  - L 61
- **Thread tap ADVANCED** 27, 29, 35
- **tioLOC abutment**
  - S, platform 51
  - M, platform 59
  - L, platform 67
- **Titanium abutment**
  - S, conical 47
  - S, platform 47
  - M, conical 55
  - M, platform 55
  - L, conical 63
  - L, platform 63
- **Torque ratchet** 27, 43, 73

X

- **X-ray reference sphere** 25

INDEX – Numerical based on REF

301-410-00 – 344-112-00

301-410-00 ... 76
302-118-00 ... 76
302-122-00 ... 76
302-125-00 ... 76
303-018-11 ... 76
303-018-13 ... 76
303-022-11 ... 76
303-022-13 ... 76
303-025-11 ... 76
303-025-13 ... 76
306-614-00 ... 77
306-616-00 ... 77
306-618-00 ... 77
306-620-00 ... 77
306-626-00 ... 77
306-627-00 ... 77
306-628-00 ... 77
306-629-00 ... 77
307-000-00 ... 76
307-646-00 ... 77
330-560-00 ... 25
341-410-00 ... 24
341-412-00 ... 24
343-033-09 ... 37
343-033-11 ... 37
343-033-13 ... 37
343-033-15 ... 37
343-037-07 ... 37
343-037-09 ... 37
343-037-11 ... 37
343-037-13 ... 37
343-037-15 ... 37
343-042-07 ... 37
343-042-09 ... 37
343-042-11 ... 37
343-042-13 ... 37
343-042-15 ... 37
343-048-07 ... 37
343-048-09 ... 37
343-048-11 ... 37
343-048-13 ... 37
343-048-15 ... 37
343-055-09 ... 37
343-055-11 ... 37
343-055-13 ... 37
343-055-15 ... 37
344-110-00 ... 38, 39
344-112-00 ... 38

344-120-00 – 346-140-02

344-120-00 ... 39
344-130-00 ... 45
344-210-00 ... 38, 39
344-212-00 ... 38
344-214-00 ... 38
344-220-00 ... 39
344-222-00 ... 39
344-230-00 ... 53
344-310-00 ... 38, 39
344-312-00 ... 38
344-314-00 ... 38
344-320-00 ... 39
344-322-00 ... 39
344-330-00 ... 61
345-110-00 ... 45
345-112-00 ... 45
345-120-00 ... 45
345-122-00 ... 45
345-130-00 ... 45
345-132-00 ... 45
345-210-00 ... 53
345-212-00 ... 53
345-220-00 ... 53
345-222-00 ... 53
345-230-00 ... 53
345-232-00 ... 53
345-310-00 ... 61
345-312-00 ... 61
345-320-00 ... 61
345-322-00 ... 61
345-330-00 ... 61
345-332-00 ... 61
346-113-01 ... 46
346-113-02 ... 46
346-130-01 ... 47
346-130-02 ... 47
346-131-01 ... 47
346-131-02 ... 47
346-132-01 ... 47
346-132-02 ... 47
346-135-01 ... 47
346-135-02 ... 47
346-136-01 ... 47
346-136-02 ... 47
346-139-01 ... 47
346-139-02 ... 47
346-140-01 ... 48
346-140-02 ... 48

346-141-01 – 346-260-02

346-141-01 ... 48
346-141-02 ... 48
346-142-01 ... 48
346-142-02 ... 48
346-145-01 ... 48
346-145-02 ... 48
346-146-01 ... 48
346-146-02 ... 48
346-151-02 ... 51
346-152-02 ... 51
346-153-02 ... 51
346-160-02 ... 50
346-161-02 ... 50
346-162-02 ... 50
346-190-02 ... 46
346-195-01 ... 46
346-195-02 ... 46
346-197-01 ... 46
346-197-02 ... 46
346-199-02 ... 46
346-213-01 ... 54
346-213-02 ... 54
346-230-01 ... 55
346-230-02 ... 55
346-231-01 ... 55
346-231-02 ... 55
346-232-01 ... 55
346-232-02 ... 55
346-235-01 ... 55
346-235-02 ... 55
346-236-01 ... 55
346-236-02 ... 55
346-239-01 ... 55
346-239-02 ... 55
346-240-01 ... 56
346-240-02 ... 56
346-241-01 ... 56
346-241-02 ... 56
346-242-01 ... 56
346-242-02 ... 56
346-245-01 ... 56
346-245-02 ... 56
346-246-01 ... 56
346-246-02 ... 56
346-251-02 ... 59
346-252-02 ... 59
346-253-02 ... 59
346-260-02 ... 58

INDEX – Numerical based on REF

346-261-02 – 346-416-00

346-261-02 58
346-262-02 58
346-290-02 54
346-295-01 54
346-295-02 54
346-297-01 54
346-297-02 54
346-299-02 54
346-313-01 62
346-313-02 62
346-330-01 63
346-330-02 63
346-331-01 63
346-331-02 63
346-332-01 63
346-332-02 63
346-335-01 63
346-335-02 63
346-336-01 63
346-336-02 63
346-339-01 63
346-339-02 63
346-340-01 64
346-340-02 64
346-341-01 64
346-341-02 64
346-342-01 64
346-342-02 64
346-345-01 64
346-345-02 64
346-346-01 64
346-346-02 64
346-351-02 67
346-352-02 67
346-353-02 67
346-360-02 66
346-361-02 66
346-362-02 66
346-390-02 62
346-395-01 62
346-395-02 62
346-397-01 62
346-397-02 62
346-399-02 62
346-410-00 ..... 49, 57, 65
346-412-00 ..... 49, 57, 65
346-414-00 ..... 49, 57, 65
346-416-00 ..... 49, 57, 65

346-420-00 – 381-337-00

346-420-00 ..... 49, 57, 65
346-422-00 ..... 49, 57, 65
346-424-00 ..... 49, 57, 65
346-430-00 ..... 46, 49, 54, 57, 62, 65
346-512-00 ..... 51, 59, 67
346-514-00 ..... 51, 59, 67
346-516-00 ..... 51, 59, 67
346-518-00 ..... 51, 59, 67
346-520-00 ..... 51, 59, 67
346-522-00 ..... 51, 59, 67
346-524-00 ..... 51, 59, 67
346-526-00 ..... 51, 59, 67
346-530-00 ..... 51, 59, 67
347-424-00 26
347-514-00 ..... 27, 71
347-646-00 ..... 27, 72
347-745-00 ..... 51, 59, 67, 73
348-400-01 73
348-400-02 73
347-745-00 ..... 51, 59, 67, 73
348-400-01 73
348-400-02 73
348-410-00 73
348-412-00 73
348-420-00 73
348-424-01 73
348-424-02 73
348-426-00 73
348-430-00 73
350-103-00 70
350-170-00 70
350-172-00 70
350-174-00 70
350-176-00 70
350-178-00 70
350-180-00 70
381-133-00 31
381-137-00 31
381-142-00 31
381-148-00 31
381-155-00 31
381-233-00 31
381-237-00 31
381-242-00 31
381-248-00 31
381-255-00 31
381-333-00 32
381-337-00 32

381-342-00 – 382-355-13

381-342-00 32
381-348-00 32
381-355-00 32
381-422-00 25
381-428-00 25
381-533-00 31
381-537-00 31
381-542-00 31
381-548-00 31
381-555-00 31
381-733-00 32
381-737-00 32
381-742-00 32
381-748-00 32
381-755-00 32
382-015-00 ..... 27, 29, 76
382-320-07 33
382-320-09 33
382-320-11 33
382-320-13 33
382-320-15 33
382-333-00 33
382-333-09 34
382-333-11 34
382-333-13 34
382-333-15 34
382-337-00 33
382-337-07 34
382-337-09 34
382-337-11 34
382-337-13 34
382-337-15 34
382-342-00 33
382-342-07 34
382-342-09 34
382-342-11 34
382-342-13 34
382-342-15 34
382-348-00 33
382-348-07 34
382-348-09 34
382-348-11 34
382-348-13 34
382-348-15 34
382-355-00 33
382-355-09 34
382-355-11 34
382-355-13 34

INDEX – Numerical based on REF

382-355-15 – 386-916-00

382-355-15 34
382-533-00 35
382-537-00 35
382-542-00 35
382-548-00 35
382-555-00 35
382-720-15 ..... 25, 27, 29
382-733-00 ..... 27, 29
382-733-15 ..... 27, 29
382-737-00 ..... 27, 29
382-737-15 ..... 27, 29
382-742-00 ..... 27, 29
382-742-15 ..... 27, 29
382-748-00 ..... 27, 29
382-748-15 ..... 27, 29
382-755-00 ..... 27, 29
382-755-15 ..... 27, 29
382-833-00 35
382-837-00 35
382-842-00 35
382-848-00 35
382-855-00 35
382-933-00 ..... 27, 29, 35, 77
382-933-15 ..... 27, 29
382-937-00 ..... 27, 29, 35
382-937-15 ..... 27, 29
382-942-00 ..... 27, 29, 35
382-942-15 ..... 27, 29
382-948-00 ..... 27, 29, 35
382-948-15 ..... 27, 29
382-955-00 ..... 27, 29, 35
382-955-15 ..... 27, 29
384-910-00 ..... 45, 53, 61
385-124-00 ..... 45, 72
385-224-00 ..... 53, 72
385-324-00 ..... 61, 72
386-196-00 46
386-296-00 54
386-396-00 62
386-614-00 ..... 50, 58, 66
386-630-00 ..... 50, 58, 66
386-631-00 ..... 50, 58, 66
386-910-00 ..... 46, 47, 49, 54, 55,
..... 57, 62, 63, 65
386-912-00 ..... 49, 57, 65
386-914-00 ..... 46, 47, 49, 54, 55,
..... 57, 62, 63, 65
386-916-00 ..... 49, 57, 65

386-924-00 – 989-961-20

386-924-00 ..... 46, 54, 62
386-926-00 ..... 46, 54, 62
386-928-00 ..... 46, 49, 54, 57, 62, 65
386-930-00 ..... 46, 49, 54, 57, 62, 65
386-932-00 ..... 46, 54, 62
387-426-00 42
387-509-00 ..... 27, 71
387-511-00 ..... 27, 71, 77
387-513-00 71
387-526-00 ..... 27, 71
387-527-00 ..... 27, 71
387-528-00 ..... 27, 71
387-531-00 ..... 27, 71
387-532-00 ..... 27, 71
387-533-00 ..... 27, 71
387-536-00 ..... 27, 71
387-537-00 ..... 27, 71
387-538-00 ..... 27, 71
387-602-00 ..... 27, 72
387-610-00 ..... 27, 72
387-612-00 ..... 27, 72
387-620-00 ..... 27, 43, 72
387-622-00 ..... 27, 43, 72
387-650-00 72
387-663-00 73
387-730-00 73
387-800-00 ..... 27, 43, 72, 77
903-919-20 83
989-359-20 83
989-360-20 83
989-361-20 83
989-500-57 83
989-501-45 83
989-501-53 83
989-502-45 83
989-702-12 83
989-767-10 83
989-800-47 83
989-800-54 83
989-800-86 83
989-801-06 83
989-801-09 83
989-805-32 83
989-910-20 83
989-911-20 83
989-912-20 83
989-913-20 83
989-961-20 83

989-966-02 – 989-996-20

989-966-02 83
989-966-22 83
989-966-32 83
989-996-20 83

Dentaurum Online Shop

Discover the Dentaurum Online Shop. Faster – more convenient – easier.

The Online Shop has been designed to be user-friendly. Its content follows the same structure as the printed Dentaurum catalogs. The required products can therefore be found quickly and ordered directly.

Find the required product in seconds

In only a few steps, you can order via the Online Shop quickly and easily. You can see an overview of all of your orders. A hit list of articles previously ordered makes it even easier to place an order. Orders can be placed at any time, irrespective of the time of day.

Available 24/7

DENTAURUM
ONLINE SHOP
shop.dentaurum.com

Your advantages at a glance

- Improved search function
- Comprehensive product information
- Compare products
- Automatic check of product availability
- Individual shopping lists for your frequently ordered products
- Direct ordering from the catalog
- Order history – display of your previous orders
- Order marketing service materials for patients directly online
- Display of your personal conditions and prices
- Customer center for management of your customer account
- Safe ordering with SSL encryption
- Determine the delivery date of your order
- Up-to-date information on our product portfolio and respective CE marking

Notes

DENTAURUM
1886

CHAT

CONTACT
DENTAURUM

Dentaurum GmbH & Co. KG

Turnstr. 31
75228 Ispringen · Germany

Telephone +49 72 31 / 803 - 0

info@dentaurum.com
www.dentaurum.com

ONLINE SHOP
SHOP.DENTAURUM.COM

989-910-20 Printed by Dentaurum Germany 2024-07 Subject to modifications