Your method.
Our material.

Restoration Product Catalog

Bisico® Bielefelder Dentalsilicone GmbH & Co. KG

bisico®

History

Bisico, Bielefelder Dentalsilicone GmbH & Co. KG, is a family-run company which was founded in 1970 by the master dental technician Horst Ludwigs in Bielefeld. In 1999, the business was transferred to Maike Wassmann, the founder's daughter.

From the initial product line based on a small range of condensation-curing silicones came a comprehensive range of high-quality consumables for the dentist and the dental laboratory. Bisico was one of the first companies to produce silicones for impressions. The product range today includes impression materials with a polyvinyl siloxane base, products for temporary restoration, high-quality materials for modern dental fillings, and modern bleaching materials. Since the company was already operating internationally at the very start, it developed into a global supplier. Satisfied dentists and dental technicians in more than 50 countries work with Bisico materials every day.

High quality standard

We are able to guarantee a consistently high standard of quality for our customers thanks to many years of close collaboration with our suppliers. In doing so, we place great value on „Made-in-Germany" for all of our products. Adherence to this high standard is demonstrated by the compliance of our quality management system in accordance with DIN EN ISO13485:2021 as well as certification according EU-Medical-Device-Regulation (EU) 2017/745.

Reliable service

As a direct supplier, personal contact with our customers plays an important role. Our in-house service as well as our qualified sales representatives will be happy to advise you and are always available to discuss your issues and needs.

Our opening-hours:
Monday to Thursday: from 8 am to 5 pm German time
Friday: from 8 am to 3 pm German time

TABLE OF CONTENT

Bondings & Etching gel

05 My Bond LC
06 E-Bond DC
06 Bond LC
07 Best Etch
07 Accessories

Composite

10 My Bio
11 My Bio flow-viscous
12 Nanofill unique
13 Nanofill unique flow
14 Nanofill n
15 Nanofill flow
16 Micro Esthetic
17 Micro Esthetic Gingiva
18 Bulk Fill
19 Repo-Core DC (Core build-up)
20 Color Stains
20 Accessories

Endodontics

22 BisiCAL (Pulp capping)
24 BisiSEAL MTA
25 BisiMTA

Cements

28 Cementime DC
28 Cem DC
29 E-Cem DC
30 Glass Cem
30 Glass Fill
30 Accessories

Temporary Materials

32 Provi Temp K
33 Provi Bond K
33 Temp S
34 Accessories

Bondings & Etching gel

Modern solutions for durable and aesthetic dental restorations

BONDINGS

My Bond LC

My Bond LC is a self-etching, light-curing one-component bonding agent for the secure and reliable luting of restorative composites on natural tooth structure and for the luting of indirect restorations made of composites and ceramics in a single step.

Suitable for: Self-Etch-Technique und Selective-Etch-Technique

INDICATIONS:

- Direct, light-curing composite restorations on the natural tooth.
- Core build-ups with light- and dual-curing composite.
- Indirect restorations made of composite and ceramic (inlays, onlays, veneers, crowns) with light- and dual-curing luting cements.
- Repair of fractured composite fillings.

ADVANTAGES:

- ☑ **One-component system:** Etching, priming and bonding in one step – saves time and reduces stress.
- ☑ **High security:** Optimised viscosity and thixotropy ensure an absolutely homogeneous adhesive layer to prevent „pooling“.
- ☑ **Perfect edge seal:** Long-lasting high marginal integrity between composite enamel/dentin prevents secondary caries.
- ☑ **Gentle etching:** With a pH value > 2, the risk of postoperative hypersensitivity is minimised.
- ☑ **Strong adhesion:** 26 MPa on dentin and 24 MPa on enamel guarantee durable and stable restorations.
- ☑ **Free of TEGDMA- and MMA:** My Bond LC offers good biocompatibility and protects the surrounding tissue from irritation.



Honey-like, user-friendly consistency

DELIVERY FORM

5 ml Bottle
incl. 1 brush holder, 25 EW brushes, Mixing modules (6-well)
Art.-No.: 75267

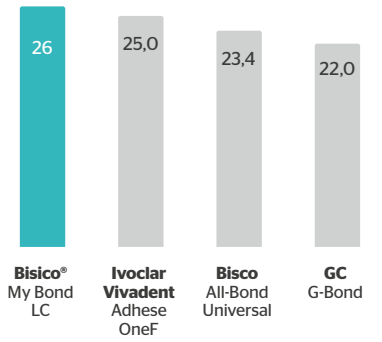

Shear bond strength values on dentine (MPa)

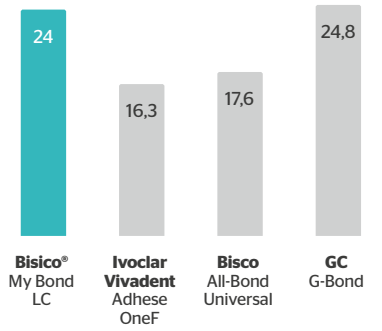

Shear adhesion values on enamel (MPa)

E-Bond DC

E-Bond DC is an innovative, easy-to-use, self-etching, dual-curing adhesive that enables a durable and strong bond of composites, compomers and resin-modified glass ionomer cements to enamel and dentin. It offers optimum adhesion values on slightly moist surfaces and can be applied in just one working step.

INDICATIONS:

- Core build-ups with dual- and self-curing composites (e.g. Repo-Core DC)
- Luting of root canal posts with dual- and self-curing composite cements (e.g. Cem DC)
- Luting of inlays, onlays, crowns and bridges with dual- and self-curing composite cements (e.g. Cem DC)
- Restorations with dual-curing, self-curing and light-curing composites

ADVANTAGES:

- ☑ **Efficiency:** Combines the etching, cleaning, bonding and desensitizing steps in one product, saving time and minimizing post-operative sensitivity.
- ☑ **Dual-curing:** Supports self-curing and light-curing materials, even in hard-to-reach areas.
- ☑ **Versatility:** Can be used in self-etch, selective-etch or total-etch techniques

DELIVERY FORM

Set with 2 x 5 ml bottles
(black and red)

- 25 EW-brushes
- 1 Brush holder
- 4 Mixed pallets, black (6-well)

Art.-No.: 75250

Bond LC

Bond LC is an easy-to-use, light-curing, one-component priming and bonding system.

Suitable for: Total-Etch Technique

Bond LC is designed to provide a strong bond between composites, compomers and metals to enamel and dentin as well as to precious and non-precious metals. Bond LC is also suitable for impregnating root canals prior to filling or cementing root posts. It can also be used as a primer for indirect bonding restorations cemented with a dual-curing cement. Bond LC is compatible with all light-curing composites currently on the market. It is ethanol based and highly hydrophilic. Therefore, Bond LC can be used on slightly moist dentin surfaces using the „wet bonding technique“.

DELIVERY FORM

5 ml Bottle
(incl. 25 brushes, 1 brush holder, 4 mixing pallets black (6-well))
Art.-No.: 75260

ETCHING GEL

Best Etch

Best Etch is an etching gel with excellent thixotropy, based on 37% phosphoric acid.

Suitable for: Selective-Etch- oder Total-Etch-Technique

The included applicator tips allow for easy and safe application to the exact areas to be etched. Blue coloration facilitates targeted application to enamel and dentin.

INDICATIONS:

- Composite fillings
- Fissure sealings
- Adhesive luting of inlays, onlays, crowns and bridges (with suitable composite cement systems)

DELIVERY FORM

2 ml syringe
(incl. 5 Appli-Tips)
Art.-No.: 75280

25 ml syringe
(incl. 50 Appli-Tips blue,
8 refill syringe 3 ml,
8 Adapter)
Art.-No.: 75282

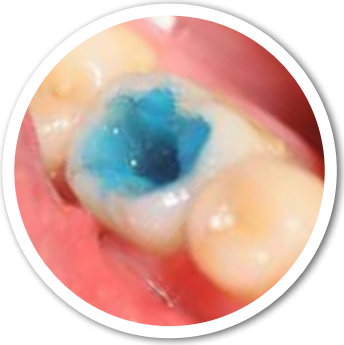

ACCESSORIES

Appli-Tips

DELIVERY FORM

Blue, 100 pieces
Art.-No.: 01806

Mixing Pallet

DELIVERY FORM

Plastic, black, 50 pieces
with 6 deepenings
Art.-No.: 01802

Brush

DELIVERY FORM

Brush holder, blue, 1 piece
Art.-No.: 01804

Composites

Highest aesthetics (transparency, translucency, opalescence)
- with first-class finishing.

Innovative restoration solutions for efficiency and versatility – **Made in Germany**

Our comprehensive product range of dental composites offers you customized solutions for all cavity classes, enabling you to work highly efficiently. All products are perfectly matched and can be easily combined to meet your needs in any restorative situation. From flowable to packable composites, the versatility of our materials leaves nothing to be desired.

Our composites have been developed to work well with our bonding systems, ensuring reliable adhesion and long lasting quality. We recommend our proven Bisical, which forms tertiary dentin to provide additional pulp protection, especially for fillings close to the pulp. Repo-Core DC, our dual-curing flow composite, is recommended for core build-ups and root post luting as it is easy to use and extremely strong.

Trust the Made in Germany quality of our composites and benefit from a perfectly matched product range that gives you maximum flexibility and efficiency in your daily practice.

My Bio

My Bio is a light-curing, radiopaque biocomposite that meets the highest demands for physical and aesthetic properties and biocompatibility. My Bio is free from the monomers BIS-GMA (BPA), TEGDMA, HEMA and EGDMA, which are often the cause of allergies and intolerances in resin fillings.

INDICATIONS:

- Direct anterior and posterior restorations of Class I, II, III, IV and V cavities according to Black
- Inlays, Onlays and Veneers
- Extended fissure sealing for molars and premolars
- Core build-ups
- Splinting of loose teeth
- Improve aesthetics with shape and colour corrections

ADVANTAGES:

- ☑ **Highest biocompatibility:** My Bio is BisGMA (BPA)-, TEGDMA-, HEMA- and EGDMA-free, making it an ideal choice for patients with allergies and intolerances. My Bio not only offers an aesthetic restoration, but also protection against allergic reactions.
- ☑ **Easy handling:** Thanks to its perfect consistency and polishability, My Bio is smooth, pleasant to work with and does not stick to the instruments. The easy handling makes dentists' work easier and enables high-quality, precisely contoured restorations.
- ☑ **Increased security:** With an excellent radiopacity of 250% Al, My Bio ensures accurate diagnosis and treatment. This increased visibility improves the ability to detect and diagnose potential problems, leading to optimal oral health outcomes.
- ☑ **Vibrant colors:** My Bio offers high shade intensity for aesthetically pleasing results. The innovative chromatic shade system enables the fabrication of lifelike, natural-looking restorations.

DELIVERY FORM

4g syringe
Shade:
A1: 78000
A2: 78010
A3: 78020
bleach: 78030

„The patient presented with an old filling that had spread in a mesial-occlusal-distal direction. Secondary caries was found under the filling, so the entire old filling and carious area were removed. The new filling in shade A3 was then built up in layers with MyBio using an AutoMatrix to restore the original mesial-occlusal-distal spread. The mesial wall, occlusal surface and distal wall were rebuilt, while the lingual and buccal walls were retained from the patient's own tooth. The finished restoration was then finished using Sof-Lex discs, a red diamond and rubber polishers. I was delighted with the excellent handling and the natural, aesthetic appearance of the restoration."

Dr. Deike Seidel, Dental practice Dr. Seidel Harsewinkel

My Bio flow-viscous

My Bio flow-viscous is a highly viscous, highly radio-opaque (210% Al) biocomposite specifically designed for small fillings in Class I-III and Class V restorations. It is also ideal for sealing fissures, correcting enamel defects, blocking out undercuts and making small corrections to the shape and colour of enamel. With a filler content of 77% by weight, My Bio flow viscous has a high viscosity and is easy to apply without dripping.

INDICATIONS:

- Fissure sealing
- Extended fissure sealing on molars and premolars
- Fillings of class V according to Black (cervical caries, root erosions, wedge-shaped defects)
- Minimally invasive fillings of classes I, II and III according to Black
- Correction of dental enamel defects
- Blocking out of undercuts
- Minor shape and colour corrections on the enamel

ADVANTAGES:

☑ **Biocompatibility and versatility**
Its excellent biocompatibility - free of Bis-GMA (BPA), TEGDMA, HEMA and EGDMA - makes My Bio flow-viscous a safe choice for clinical applications. It is the flowable equivalent of our proven My Bio composite, offering the same high quality and compatibility in an easy-to-use, flowable form.

☑ **Optimised flow properties and ease of use**
My Bio flow-viscous is ideal as an underliner for our composites My Bio, Mirco Esthetic and Nanofill n. With a high filler content of 77% by weight glass filler, My Bio flow-viscous has optimal flow properties. It penetrates even the smallest areas and can therefore be used as the first layer under normal composites such as My Bio, Mirco Esthetic or Nanofill n. The high viscosity facilitates the restoration of smaller cavities and Class V cavities.

☑ **Outstanding physical properties**
My Bio flow-viscous has excellent physical properties such as low polymerisation shrinkage, high abrasion resistance and excellent flexural strength. These properties contribute to long-lasting, stable restorations.

DELIVERY FORM

2g syringe
Shade:
A1: 75075
A2: 75070
A3: 75071
A3,5: 75072

Nanofill unique® is excellently suited for whitening processes, the restoration appears in the whitened tooth shade.

Nanofill® unique

Nanofill unique is a universal shade nano-hybrid composite, suitable for direct and indirect restorations such as inlays, onlays and veneers, as well as class I-V cavities. Thanks to the chameleon effect of Nanofill unique, all classic Vita® shades are covered.

With a translucency of 8%, Nanofill unique allows excellent color matching of the restoration to the natural tooth color of the adjacent tooth structure. By absorbing and reflecting incident light, the color of the adjacent tooth structure is matched. This allows the restoration to blend almost invisibly with the natural tooth color.

Aesthetics and handling

Nanofill unique offers excellent aesthetic properties and easy handling. It is easy to model and adapts perfectly to the cavity walls. The high polish ability gives the finished restoration a perfect gloss. Thanks to its excellent physical properties, long-lasting restorations are guaranteed.

Efficiency and warehousing

Almost the entire color spectrum is covered with just one composite. This avoids overlapping of rare colors and reduces stock levels. Nanofill unique enables efficient working by eliminating the need for color definition and minimizing errors due to incorrect color selection.

INDICATIONS:

- Direct anterior and posterior restorations in Black's classes I, II, III, IV, and V cavities.
- Inlays, onlays and laminate veneers
- Extended fissure sealing in molars and premolars
- Stump build-up
- Splinting loose teeth
- Adjusting the contours and shades to improve aesthetics

ADVANTAGES:

- ☑ Covers all classic VITA® shades thanks to the chameleon effect
- ☑ Excellent color matching with 8% translucency
- ☑ Easy modeling and optimal cavity adaptation
- ☑ Highest polish ability for perfect shine
- ☑ Long-lasting restorations thanks to outstanding physical properties
- ☑ Efficient workflow thanks to simplified color selection

DELIVERY FORM

4g syringe
Shade universal, Art.-No.: 74160
20 capsules á 0,3g
Shade universal, Art.-No.: 74161

Video

Video

Clinical case

Physical values

	BISICO NANOFILL UNIQUE	COMPETITORS
Flexural strength [MPa]	150	107
E-modul [GPa]	12655	9524
Compressive strength [MPa]	479	394
24h Vickers-hardness [MPa]	690	610

Chameleon effect

Nanofill® unique flow

Nanofill unique flow is a light-curing, flowable and highly radiopaque (210% Al) composite with high viscosity. This innovative material solution offers a universal shade option that can be used in a variety of everyday cases. Thanks to its chameleon effect (4% to 5% translucency) and excellent shade matching properties, Nanofill unique flow ensures natural and highly aesthetic restorations. The composite blends seamlessly into the patient's natural tooth environment, regardless of tooth shade. This means that restorations always look natural.

Wide range of applications
Nanofill unique flow is suitable for a wide range of indications. The ideal flow characteristics facilitate the restoration and adapt perfectly to the cavity walls. Easy application without droplet formation makes the working process efficient and precise.

Biocompatibility and safety
Nanofill unique flow is characterized by its high biocompatibility. It is free from BisGMA (BPA), TEGDMA, HEMA and EGDMA, which significantly increases safety and compatibility for your patients. These properties make Nanofill Unique Flow a safe choice for patients.

INDICATIONS:
- Fissure sealing
- Extended fissure sealing on molars and premolars
- Fillings in Black's class V cavities (cervical caries, eroded areas in roots, wedge-shaped defects)
- Minimally invasive fillings in Black's class I, II, III
- Correction of dental enamel defects
- Blocking out undercuts
- Minor shape corrections on the enamel

DELIVERY FORM

20 Capsules á 0,3g
Shade universal, Art.-No.: 74063

ADVANTAGES:
- ☑ **Light-curing and flowable:** For precise and easy handling.
- ☑ **High X-ray opaque (210% Al):** For best visibility on X-ray images.
- ☑ **Free from BisGMA (BPA), TEGDMA, HEMA and EGDMA:** Suitable for allergy sufferers.
- ☑ **Chameleon effect:** Seamless integration and natural aesthetics.
- ☑ **Excellent color matching:** Perfect adaptation to the natural tooth shade.
- ☑ **Versatile application:** For direct restorations, relinings and fissure sealing.

PACK-ABLE

Bisico Nanofill n®

The high-performance nano-composite for aesthetic restorations

Bisico® Nanofill n is an innovative, nano-filled, light-curing and high-gloss polish able composite material with excellent handling and universal applicability. Thanks to its special nano-filler technology, it offers outstanding physical properties and is easy to model, dimensionally stable and does not stick to the instrument.

The material is versatile and can be used in both the anterior and posterior regions. The ultra-fine nanofillers enable particularly homogeneous and highly polish able restorations with natural aesthetics. The high filler content of 83.54 % ensures a high material density and reduces polymerization shrinkage to less than 2 %.

Nanofill n also offers excellent radiopacity. The flexible shade system includes 8 dentin shades, an opaque shade, an incisal shade and a custom characterization shade to create lifelike, detailed restorations.

INDICATIONS:

- Direct anterior and posterior tooth restorations in Black's classes I, II, III, IV and V.
- Indirect restorations such as inlays, onlays and veneers
- Extended fi ssure sealing on molars and premolars
- Building up stumps
- Splinting of loosened teeth
- Corrections of shape and color to enhance aesthetics

ADVANTAGES:

- ☑ Optimized processing width and handling
- ☑ Nano technology
- ☑ High physical values
- ☑ Excellent mechanical properties
- ☑ Wide range of colors

DELIVERY FORM

Syringe starter kit

- 6 x 4 g syringes, shades: A1 / A2 / A3 / A3,5 B2 / C (to VITA®)
- Bond LC, 5 ml
- Etch, 2 ml
- Nanofill flow, 2 g

Art.-No.: 75030

Refill syringes each 4 g

A1:	Art.-No.: 74080
A2:	Art.-No.: 74000
A3:	Art.-No.: 74010
A3,5:	Art.-No.: 74020
A4:	Art.-No.: 74090
B1:	Art.-No.: 74100
B2:	Art.-No.: 74030
B3:	Art.-No.: 74110
EW:	Art.-No.: 74050
Clear:	Art.-No.: 74040
OA:	Art.-No.: 74140
Bleach:	Art.-No.: 74150

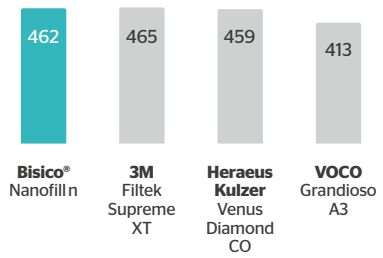

Compressive strength (MPa)

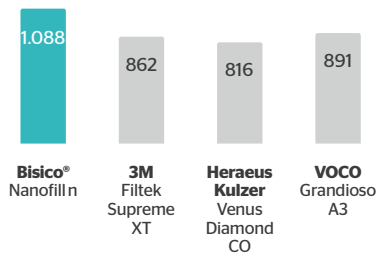

Vickers hardness (MPa)

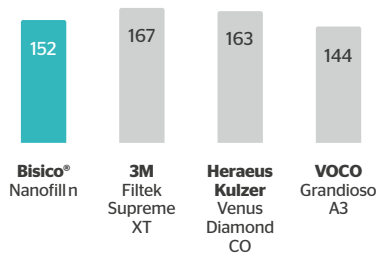

Flexural strength (MPa)

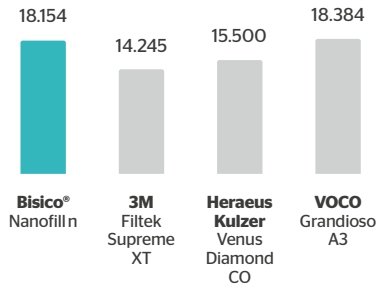

E-Modul (MPa)

FLOW-ABLE

Nanofill® flow

Nanofill flow - The modern filling material with real nanotechnology

Nanofill flow is an innovative, flowable and light-curing restorative material specially developed for use in Class I-III and V cavities. Based on advanced nanotechnology, it combines excellent physical properties with high aesthetics and user-friendly handling.

INDICATIONS:

- Fissure sealing
- Extended fissure sealing on molars and premolars
- Fillings in Black's class V cavities (cervical caries, eroded areas in roots, wedge-shaped defects)
- Minimally invasive fillings in Black's class I - III cavities in areas not exposed to severe occlusal loads
- Restoring defects in enamel
- Blocking out undercuts
- Minimal adjustments to the contours and shade of the enamel

ADVANTAGES:

- ☑ **Optimum flow ability and high filling content:** Nanofill flow can be inserted into the cavity in a precise and controlled manner and retains its dimensional stability due to its high filler content
- ☑ **Low polymerization shrinkage:** Minimal shrinkage ensures excellent edge sealing and reduces the risk of edge gaps.
- ☑ **High abrasion and flexural strength:** Robust structure makes Nanofill flow extremely resistant to wear and breakage - ideal for long-lasting fillings.
- ☑ **Exact color matching:** Nanofill flow is available in the shades A1, A2, A3 and A3.5 according to the Vita shade system and perfectly matches the aesthetic line of Nanofill n, for natural and harmonious dental restorations.

DELIVERY FORM

Syringe each 2 g
(incl. 5 Appli-Tips black)

Shade A1
Art.-No.: 74062
Shade A2
Art.-No.: 74061

Shade A3
Art.-No.: 74060
Shade A3,5
Art.-No.: 74070

Micro Esthetic

Light-curing micro-hybrid composite.

The light-curing micro-hybrid composite Micro Esthetic is ideal for a wide range of dental restorations. With excellent modeling and high-gloss polish ability, it is the perfect solution for anterior and posterior restorations.

The high abrasion resistance ensures the durability of the fillings thanks to a particularly dense filler structure with particle sizes of 0.05 to 1.5 µm, which guarantees the durability of the restorations. The material also adapts perfectly to the edges and walls of cavities, resulting in an optimum fit.

An aesthetic appearance that also shines under artificial light sources ensures natural integration into the tooth structure. The transparency and translucency of Micro Esthetic are specially matched to the natural tooth structure, so that your restorations are not only functional but also aesthetically pleasing.

In addition, Micro Esthetic meets the strict requirements of the ISO 4049 standard with a high radiopacity of over 210 % Al and thus offers you additional safety during treatment.

ADVANTAGES:

- ☑ Aesthetic appearance, even under artificial light sources.
- ☑ Highest abrasion resistance due to dense filler structure with particle sizes of 0.05 - 1.5 µm.
- ☑ Excellent high-gloss polish ability.
- ☑ Particularly good modeling properties and best adaptability to the edges and walls of cavities.
- ☑ Transparency and translucency are adapted to the natural tooth structure.
- ☑ High radiopacity, > 210 % Al

DELIVERY FORM

Starter Set syringes

- 6 x 5 g syringes
  shades: A1, A2, A3, A3.5, B2, OA (to VITA®)
- E-Bond LC, 5 ml

Art.-No.: 75050

Refill syringes each 5 g

A1:	Art.-No.: 75003
A2:	Art.-No.: 75000
A3:	Art.-No.: 75001
A3,5:	Art.-No.: 75002
A4:	Art.-No.: 75007
B1:	Art.-No.: 75008
B2:	Art.-No.: 75004
OA:	Art.-No.: 75005
Clear:	Art.-No.: 75009
Bleach:	Art.-No: 75012

Capsules 20 x 0,3 g

A1:	Art.-No.: 75103
A2:	Art.-No.: 75100
A3:	Art.-No.: 75101
A3,5:	Art.-No.: 75102
B2:	Art.-No.: 75104
Grey:	Art.-No.: 75013

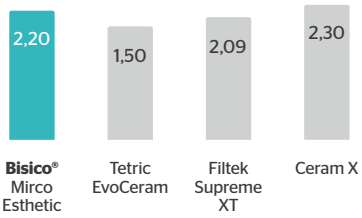

Shrinkage (MPa)

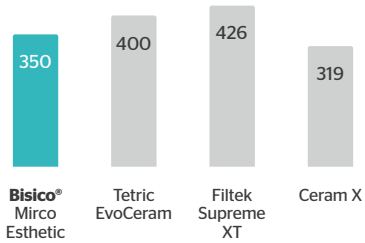

Compressive strength (MPa)

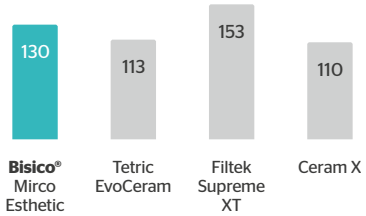

Flexural strength (MPa)

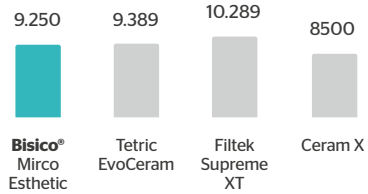

E-Modul (MPa)

Picture: Dentist Tomás Ribeiro

FLOW-ABLE

Micro Esthetic Gingiva

Micro Esthetic Gingiva is a flowable, gingiva-colored composite for the aesthetic restoration of recessions. It is applied directly in the patient's mouth.

The different shades - light, medium, dark and superdark - of Micro Esthetic Gingiva can be layered and mixed. This ensures that the individual color of the natural gingiva is reproduced exactly. Micro Esthetic Gingiva can be worked into the natural gingiva without leaving any residue and ensures long-term hygiene.

ADVANTAGES:

- ☑ Can be layered and mixed to exactly reproduce the shade of the natural gingiva
- ☑ Simple color system
- ☑ High X-ray opaque (210% Al)
- ☑ Easy handling
- ☑ Free from Bis-GMA (BPA), HEMA, TEGDMA, EGDMA
- ☑ Good polish ability
- ☑ Ensuring long-term hygiene
- ☑ Bonding with E-Bond LC (light-curing, self-etching) on dentin and enamel

DELIVERY FORM

Starter kit
- 4 x 2 g Syringes
- Shades: G-L, G-M, G-D, G-SD
- 20 Appli-Tips black
- Color ring Micro Esthetic Gingiva

Art.-No.: 75080

Syringes each 2g
(incl. 5 Appli-Tips black)

Shade G-L
Art.-No.: 75076
Shade G-M
Art.-No.: 75077
Shade G-D
Art.-No.: 75078
Shade G-SD
Art.-No.:75079

No additional layer required

Bisico® Bulk Fill

The all-rounder with perfect flow properties.

Bisico® Bulk Fill is a flowable composite for reliable direct restorations in the posterior region with excellent physical properties. The entire cavity can be filled in a layer up to 4 mm thick using the bulk fill technique. This makes daily work easier and faster.

INDICATIONS:

- Fillings with layer thicknesses of up to 4 mm for Class I cavities
- Base fillings/liners with layer thicknesses up to 4 mm in Black's class II cavities. For the following layers in a class II cavity, only use composites which are suited to filling Black's class II cavities.
- Cavity lining – as a first (bottom) layer in Black's class I and II cavities

Thanks to its consistency, it is easy to model and flows very well to the cavity walls. The thin application cannulas of the bulk-fill fillers allow safe application and bubble-free adaptation of the composite to the cavity walls and base.
The high filler content and high elasticity guarantee low shrinkage of less than 3 %. Bisico® Bulk Fill is available in the shades light and medium. Thanks to the chameleon effect, the filling adapts perfectly to the natural tooth shade. Restorations with Bisico® Bulk Fill are very easy to finish and polish. Bisico® Bulk Fill is Bis-GMA (BPA), HEMA, TEGDMA, EGDMA free and therefore has excellent biocompatibility.

ADVANTAGES

- ☑ **Stabil –** Excellent physical properties, low shrinkage, high elasticity
- ☑ **Time-saving –** Simple, fast application using the bulk-fill technique, 4 mm layer thickness
- ☑ **Aesthetic –** Universal dentin shade with natural color matching
- ☑ **Flowable –** Excellent adaptation to cavity bases and cavity walls
- ☑ **High viscosity –** Modelable, does not drip
- ☑ **Radio opaque –** Reliable diagnoses thanks to high radiopacity
- ☑ **Highest biocompatibility –** Free from Bis-GMA (BPA), HEMA, TEGDMA, EGDMA

DELIVERY FORM

2 x 2g syringe, inkl. 10 Appli-Tips
Shade light, Art.No.: 75054
Shade medium, Art. No.: 75059

20 x 0,3g capsules,
Shade light, Art.-No.: 75052

20 x 0,3g capsules
Shade medium, Art.-No.: 75057

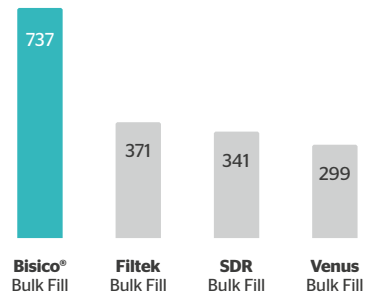

Vickers hardness (MPa)

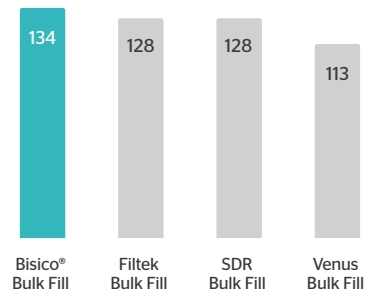

Flexural strength (MPa)

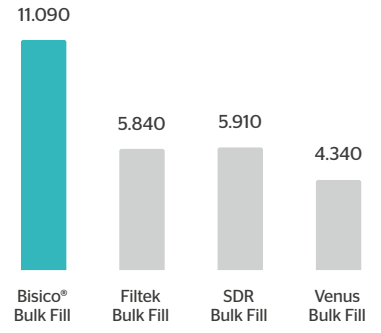

E-Modul (MPa)

Repo-Core DC

Repo-Core DC is an innovative dual-curing, flowable and radiopaque composite material that has been specially developed for core build-ups and the cementation of root canal posts. Available in practical 5 ml mini syringes or 25 ml cartridges, Repo-Core DC can be applied directly and bubble-free into the cavity or around the root canal post.

© Copyright:
Zahnarzt Klaus Ludwigs

INDICATIONS

- Core build-ups
- Cementing of posts
- Cementing of crowns and bridges, inlays and onlays

ADVANTAGES:

- ☑ **Dual hardening for flexible application options:** Cures in just 3:30 minutes with low heat development, allowing reliable curing with limited light, especially useful for deep root canals.
- ☑ **Excellent flowability and stability:** Repo-Core DC is specially formulated to penetrate deep into the root canal and provide a reliable adhesion. The combination of high flowability and stability allows for precise and stable core build-ups that can be used safely even in challenging situations.
- ☑ **Optimum compressive and flexural strength:** The mechanical properties of Repo-Core DC, such as a compressive strength in the optimal range for dentin (330 MPa) and a flexural strength of 140 MPa, give the material the necessary stability to withstand the daily stresses caused by chewing pressure and other mechanical influences. Due to its high final hardness, Repo-Core DC can be processed and polished like dentin.
- ☑ **Two color options for a variety of applications:** Available in blue and A3. The blue shade enables visual differentiation from dentin, while the A3 shade is ideal for aesthetic restorations and restorative ceramics.

Tip: Optimum results are achieved in combination with the bonding agent E-Bond DC.

DELIVERY FORM

Color A3, 25 ml cartridge
(incl. 15 Mixing-tips light blue flat, 15 IOT yellow) Art.-No.: 75220

Color A3, 5 ml syringe
(incl. 10 Mixing-tips Core, 10 IOT Core)
Art.-No.: 75200

Color blue, 5 ml syringe
(incl. 10 Mixing-tips Core, 10 IOT Core)
Art.-No.: 75210

Bisico Color Stains

Natural accents. Individual characterization.

Bisico Color Stains is a light-curing, flowable color composite for the individual characterization of direct and indirect restorations, composite veneers, prefabricated resin teeth and denture acrylics.

Create natural-looking enamel cracks, calcification spots, fissure discolorations and individual color nuances – for restorations with greater depth and character.

DELIVERY FORM

Syringes each 1 g

light brown: Art.-No.: 79001
dark brown: Art.-No.: 79002
white: Art.-No.: 79003
blue Art.-No.: 79004
clear: Art.-No.: 79005
orange: Art.-No.: 79006
yellow: Art.-No.: 79007

ADVANTAGES:

- ☑ Natural, individual color effects
- ☑ Colors can be freely mixed
- ☑ Versatile use in dental practice and laboratory
- ☑ Simple and precise application
- ☑ Direct application from the syringe

COMPOSITE ACCESSORIES

COMPO-JECT

made by Ronvig

Very easy-to-use applicator for dental composite materials in manufacturer prefilled unit dose tips (Compules or Filllies) for direct application..

- ☑ Easy extrusion, no matter viscosity - less effort required
- ☑ Easy to load and unload without retracting the plunger
- ☑ Easy to reach all areas of the oral cavity
- ☑ The tip is safely fixed and can be rotated 360°
- ☑ Made from high grade
- ☑ Can be sterilized by any method
- ☑ 5-year guarantee on material and construction

Art.-No.: 20012

Mixing Tips

for core build-up

DELIVERY FORM

Colibri, needle mixing tips , N11
green, 25 pieces
Art.-No.: 03770

Mixing-tips brown, 1:1
Art.-No.: 03740

Color ring Nanofill

DELIVERY FORM

Shades: A2, A3, A3,5, B2, EW, C
Art.-No.: 75110

Endodontics

Bioactive MTA materials for sustainable tooth preservation

Pulp capping

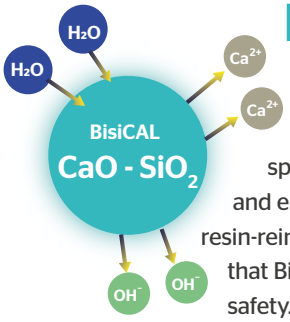

BisiCAL

The calcium plaster for the pulp.

BisiCAL is a bioactive, light-curing pulp capping material that has been specially developed to build an effective protective barrier for the dental pulp and ensure the long-term vitality of the tooth. The combination of resin-reinforced formulation and MTA fillers (mineral trioxide aggregate) means that BisiCAL combines the highest bioactive properties with excellent application safety.

INDIKATIONENS

- **Direct pulp capping for any pulpal exposures, including:**
  - carious pulp exposure
  - mechanical pulp exposure
  - pulp exposures due to trauma
- **Indirect pulp capping agent in deep preparations:**
  - under Class I and Class II composite restorations
  - under cements
  - as an alternative to calcium hydroxide

ADVANTAGES:

- ☑ **Stimulates tertiary dentine formation and healing:** Thanks to bioactive fillers, tertiary dentin (hydroxyapatite ($Ca_5(PO_4)_3(OH)$) is formed by releasing Ca^{2+} and OH^- ions. The pulp is protected and supported in healing.
- ☑ **High pH value for antibacterial effect:** The alkaline pH of BisiCAL is bactericidal and creates a sterile environment. This not only protects the pulp from infection, but also reduces the risk of hypersensitivity.
- ☑ **Light curing for fast and controlled application:** BisiCAL cures in 40 seconds, allowing rapid treatment without long waiting times. Single-component structure eliminates complicated mixing procedures and potential application errors.
- ☑ **Precise application and thixotropy:** Thanks to its thixotropic properties, BisiCAL can be applied accurately and precisely even in deep cavities. The supplied fine needle tip allows precise dosing and positioning of the material.
- ☑ **Moisture tolerance and high radio opacity:** BisiCAL is highly resistant to moisture, making it easy to use in challenging clinical situations. In addition, its good radiopacity ensures that the material is easily visible on X-rays during follow-up examinations.

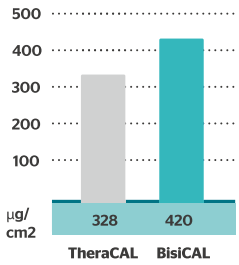

Calcium release after 24 h (µg/cm2)

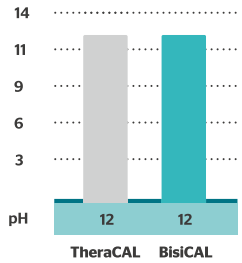

pH Value after 24 h

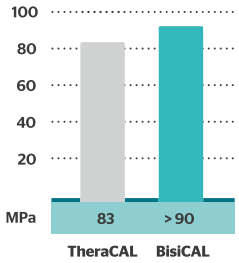

Compressive strength (MPa)

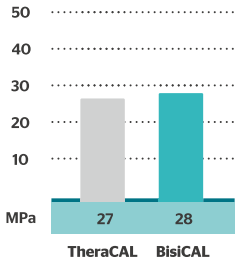

Flexural strength (MPa)

DELIVERY FORM

BisiCAL 1g syringe,
Art.-No.: 76500
incl. 12 Appli-Tips
BisiCAL 4 x 1g syringe,
Art.-No.: 76510
incl. 50 Appli-Tips

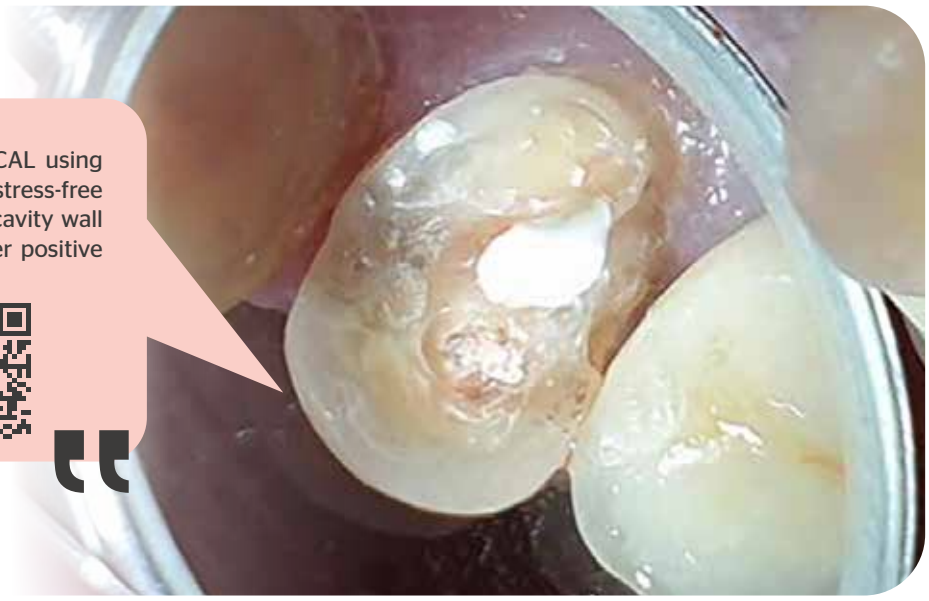

„The direct application of BisiCAL using a syringe enables hygienic and stress-free application. Good adaptation to the cavity wall and easy removal of excess are other positive features of this product.“

Dental practice Bäßler

„BisiCAL simplifies and accelerates the entire workflow for the placement of deep restorations and the preservation in daily routine and ensures the treatment result.“

Dentist
Dr. Benjamin Kette M.Sc

„BisiCAL can be easily integrated into the conservative treatment workflow and facilitates indirect and direct pulp coverage due to its good workability, applicability and light-curing properties.“

Dentist Romy Dech

BisiSEAL MTA

The Ready-to-Use, Biocompatible Root Canal Sealer

BisiSEAL MTA is an innovative, bioactive MTA-based root canal sealer developed for the permanent, bacteria-tight sealing of the root canal system.
The self-setting material utilizes the body's own moisture for hydration, providing a gap-free, dimensionally stable seal – even in complex root canal anatomies.
Thanks to its high bioactivity, BisiSEAL MTA supports natural healing processes in the periapical tissues and provides reliable protection against reinfection.

INDICATIONS:

- Permanent sealing of the root canal in combination with gutta-percha.

BENEFITS AT A GLANCE:

- ☑ **Biocompatible & bioactive:**
  Supports natural healing through apatite formation.
- ☑ **High release of calcium and hydroxide ions:**
  Promotes hydroxyapatite formation, antibacterial activity and tissue healing.
- ☑ **Antibacterial:**
  High pH (~11–12) provides a bactericidal effect and helps prevent reinfection.
- ☑ **Excellent sealing:**
  Hydrophilic sealing with slight expansion provides a secure seal, even in lateral canals.
- ☑ **Easy to use:**
  Ready to use directly from the syringe – no mixing required.
- ☑ **Radiopaque & retreatable:**
  Excellent visibility on radiographs and easy removal when retreatment is required.
- ☑ **Safe & gentle:**
  Self-setting without pressure or heat, reducing the risk of root trauma.

DELIVERY FORM

2 g syringe incl. 15 Endo-Tips
Art.-No.: 76530

BisiMTA

The Bioactive Repair Cement for Endodontics

BisiMTA is an advanced, biocompatible mineral trioxide aggregate (MTA) designed for a wide range of endodontic indications. Thanks to its excellent marginal adaptation, high radiopacity and antibacterial effect through the release of calcium hydroxide, it provides a reliable and long-lasting seal.

INDICATIONS:

- Direct pulp capping
- Repair of root perforations (iatrogenic or traumatic)
- Root-end filling (retrograde)
- Apexification / orthograde root-end filling
- Treatment of internal resorption
- Pulpotomy

BENEFITS AT A GLANCE:

- ☑ **Biocompatible & bioactive:** Promotes natural healing and dentin formation.
- ☑ **High release of calcium and hydroxide ions:** Provides an antibacterial effect and promotes hydroxyapatite formation.
- ☑ **Excellent marginal adaptation:** Minimizes bacterial infiltration and provides a tight seal.
- ☑ **Antibacterial:** High pH provides a bactericidal effect and reliable protection against reinfection.
- ☑ **High radiopacity:** Clear visibility on radiographs for reliable follow-up examinations.
- ☑ **Variable consistency:** Adjustable from creamy to firm – easily adaptable to different clinical situations.
- ☑ **Long-term stability:** Low solubility provides a durable, reliable seal without discoloration

DELIVERY FORM

1 g powder + 3 ml liquid (handmix)
Art.-No.: 76520

Cements

Reliable cementing – at the highest level.

Reliable Cements for the Highest Standards – **Made in Germany**

Our innovative luting materials offer dentists the perfect solution for every clinical situation - from temporary to permanent restorations. All products combine state-of-the-art technology with the highest quality „Made in Germany“ to guarantee optimal results for you and your patients.

THE PRODUCT RANGE AT A GLANCE:

- **Provi Bond K** (temporary): Eugenol-free, with reliable adhesion and clean removal - ideal for safe temporary use ideal
- **Cementime DC** (semi-temporary): Strong adhesion paired with non-destructive removal of the restoration. Antibacterial protection with zinc - safe and practical.
- **Cem DC** (permanent): Provides a strong bond, impressive color stability and is dual-curing - for long-lasting results in perfection.
- **E-Cem DC** (permanent): Self-etching, dual-curing universal cement that combines fast application, long-lasting hold and protection against post-operative discomfort - for reliable versatility in everyday surgery.

Simple and versatile application - suitable for your technique

Our adhesive materials, **Cem DC** and **E-Cem DC**, provide maximum flexibility in application. Whether you prefer the full-adhesive approach with total-etch or self-etch techniques, or the self-adhesive approach, these materials adapt seamlessly to your individual working methods.

The infographic guides you step-by-step on the best techniques and bonding options for using Cem DC and E-Cem DC. Benefit from structured workflows and reliable results for your daily practice..

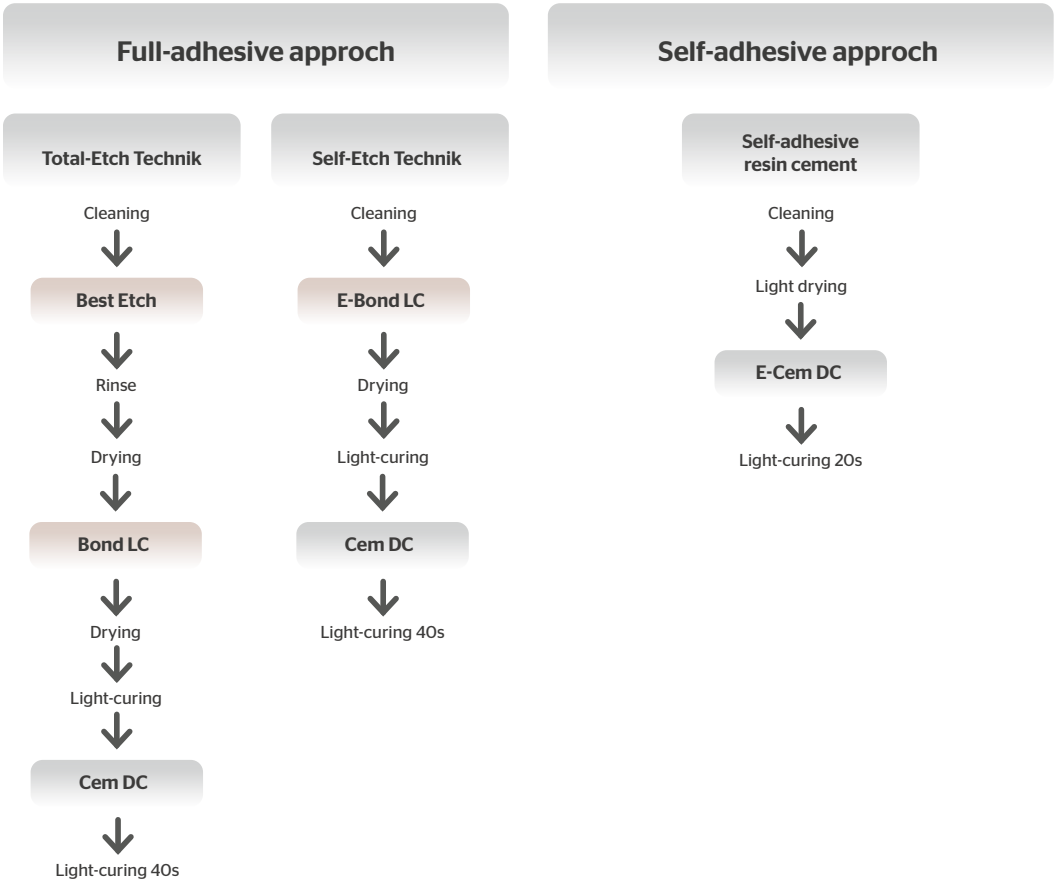

Cementime DC®

Cementime DC is an innovative, dual-curing and eugenol-free semi-permanent luting cement, specially developed for the cementation of crowns and bridges on implants and for long-term temporary restorations. Thanks to the practical mini syringe, Cementime DC can be applied directly - clean and efficient working without additional mixing with a spatula.

INDICATIONS:

- Cementing of crowns and bridges on implants
- Long-term temporary restoration

ADVANTAGES:

- ☑ **Excellent adhesion and sealing:** Cementime DC is based on methacrylates and offers excellent adhesive properties. In contrast to composite-based cements, there is no shrinkage, but rather a controlled, minimal expansion, which enables a bacteria-proof seal and optimum adhesion to the superstructures.
- ☑ **Gentle on the implant:** Thanks to its high elasticity, Cementime DC relieves the implant and reduces pressure on the bone. This flexible mobility ensures gentle loading and minimizes the risk of stress damage.
- ☑ **Antibacterial protection with zinc:** With its zinc content, Cementime DC actively supports protection against bacterial contamination - an important property for the long-term stability and health of the implants.
- ☑ **Easy removal and follow-up:** Cementime DC can be removed easily and without leaving any residue, which means that follow-up checks and possible adjustments to the superstructures can be carried out easily without damaging them.
- ☑ **Precise and efficient application:** Direct application from the mini-syringe allows for precise dosing and an extremely thin layer thickness for maximum accuracy of fit. Excess material can be easily and cleanly removed during placement.
- ☑ **Universal material compatibility:** Cementime DC is compatible with all common material combinations and provides a flexible and reliable solution for a wide range of clinical needs.

SEMI PERMANENT

DELIVERY FORM

Cementime DC,
5 ml Mini syringe 4:1
(incl. 10 Mixing tips brown, pointed 4:1)
Art.-No.: 03730

„Full- adhesive approach“

PERMANENT

Bisico® Cem DC

Bisico® Cem DC is a dual-curing, low viscosity, composite-based luting cement for the permanent cementation of all types of restorations in the anterior and posterior regions. It is highly radiopaque and has an impressive shade stability.

INDICATIONS:

- For cementation of crowns, bridges, inlays, onlays and veneers. Cem DC is ideal for restorative materials such as metal, zirconium oxide and all types of veneering ceramics (e.g. feldspar, alumina and lithium disilicate ceramics).

ADVANTAGES:

- ☑ **High flexural and tensile strength values:** Very strong attachment of the restoration to the tooth.
- ☑ **High filler content (61% weight, 41% volume):** High resistance to mechanical forces.
- ☑ **Reliable cement gap sealing and high adhesion to tooth and restorative material:** Low risk of secondary caries.
- ☑ **Minimal solubility towards acids:** Almost complete resistance to oral acids. This not only reduces the risk of secondary caries, but also contributes to the long-term durability of the restoration.
- ☑ **Optimized flow and low film thickness:** Comfortable handling and perfect fit of the restoration on the prepared tooth surfaces.

DELIVERY FORM

Shade, A2, 5 ml syringe
(incl. 10 Mixing tips brown, pointed 1:1)
Art.-No.: 75241
Shade A3, 5 ml syringe
(incl. 10 Mixing tips brown, pointed 1:1)
Art.-No.: 75240

Shade white opaque, 5 ml syringe
(incl. 10 Mixing tips brown, pointed 1:1)
Art.-No.: 75242
Shade translucent, 5 ml syringe
(incl. 10 Mixing tips brown, pointed 1:1)
Art.-No.: 75243

Self-adhesive approach

DELIVERY FORM

5 ml syringe 4:1
(incl. 15 Mixing tips brown 4:1)
Art.-No.: 75340

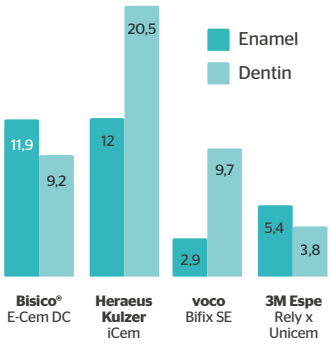

Shear adhesion values on enamel & Dentin (MPa)

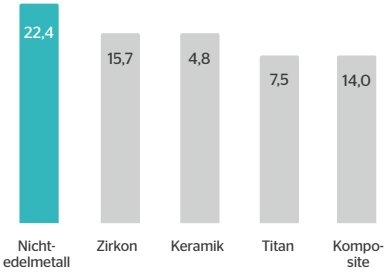

Shear adhesion values on different restorative materials (MPa)

E-Cem DC

E-Cem DC is a modern, dual-curing, self-etching universal cement for the permanent cementation of all-ceramic and metal restorations as well as composite restorations and root canal posts.

INDICATIONS:

Permanent luting of:

- crowns and bridges made of metal and metal ceramic
- crowns and bridges of reinforced ceramics (e.g. Zirconia)
- all-ceramic crowns and bridges produced by using Cerec®
- inlays and onlays of ceramic, metal and composite
- Posts
- metal, metal ceramic and reinforced ceramics (e.g. Zirconia) on implant abutments

ADVANTAGES:

- ☑ **Excellent aesthetics:** Thanks to its natural shade and tooth-like fluorescence, E-Cem DC perfectly matches the natural appearance of the tooth. Especially with translucent ceramics, esthetically demanding, lifelike results can be achieved with no visible transitions between the tooth and the restoration. Later discoloration is eliminated, ensuring the long-term aesthetics of the restoration.
- ☑ **Quick and easy to use:** E-Cem DC does not require etching, priming or bonding. This saves valuable time and reduces stress on the tooth. With a comfortable, gel-like consistency, the cement can be applied precisely in a thin layer and excess can be easily removed.
- ☑ **Long-term durability:** Excellent bond strength and optimized volume behavior ensure long-lasting and reliable cementation. Low initial shrinkage and subsequent slight expansion prevent fracture and capillary splitting, ensuring long-term stability of the restoration.
- ☑ **Protection from postoperative discomfort:** E-Cem DC quickly neutralizes the pH value, which prevents post-operative sensitivity. The use of this cement protects the tooth from pain and thus contributes to a more comfortable treatment.
- ☑ **Excellent edge sealing:** E-Cem DC ensures a perfect and long-term marginal seal that protects against cement washout at the crown margin and thus reduces the risk of secondary caries. This protection is particularly important to extend the lifetime of the restoration.
- ☑ **Durability and resilience:** The high release of fluoride ions additionally strengthens the tooth and protects it from harmful acids such as lactic acid. This helps to prevent secondary caries and promotes the long-term health of the tooth structure.
- ☑ **Easy application and time saving:** E-Cem DC is available in practical 5 ml Minimix syringes, which enable error-free, bubble-free mixing and easy application. Mixing is quick and easy with the mixing tip - without the risk of air bubbles.
- ☑ **Dual-curing for extra safety:** E-Cem DC cures chemically and light-curing. After the initial light-curing (5 seconds), the restoration remains firmly and securely in place, ensuring precise and reliable cementation.





Excellent marginal seal between E-Cem DC and post/dentin

Video

Bisico® Glass Cem

Bisico® Glass Cem is a special glass- ionomer luting cement for cementing crowns, bridges, inlays and onlays (metal, ceramic and zirconia) and as underfilling under composites.

Bisico® Glass Cem is not sensitive to moisture during storage, even in warm and humid climates. Therefore it has an excellent durability. It is resin-free and is characterized by a very good biocompatibility. Bisico® Glass Cem has an enhanced transparency because some of the components that are responsible for the coloration are dissolved in the liquid.

ADVANTAGES:

- ☑ No sensitivity to moisture during storage → Long durability
- ☑ Excellent handling features → Stable setting time
- ☑ Excellent bonding to dentine and enamel → Excellent marginal fit and seal
- ☑ High fluoride release → Tooth protection
- ☑ High biocompatibility → No allergic reactions
- ☑ Easy, fast removal of excess material

DELIVERY FORM

Glass Cem hand mix,
35 g powder, 20 ml liquid
Art.-No.: 75060

Bisico® Glass Fill

Bisico® Glass Fill is developed special glass- ionomer restorative cement.

Bisico® Glass Fill is a newly developed glass ionomer restorative cement, designed for superior performance even in warm and humid climates. Its resin-free composition ensures excellent biocompatibility, making it ideal for patients with allergies or sensitivities.

INDICATIONS:

- Class I and II restorations in primary teeth
- Small class I and II restorations in permanent teeth
- Temporary restorations in load-bearing situations in class I and II cavities
- Base material for class I and II cavities in the sandwich technique
- Class V and root surface restorations

ADVANTAGES:

- ☑ No sensitivity to moisture during application and storage → Stable setting time, long durability
- ☑ Suitable translucency → Esthetic results
- ☑ High fluoride release → Tooth protection
- ☑ High biocompatibility → No allergic reactions

DELIVERY FORM

Glass Fill hand mx,
15g powder, 10ml liquid
Art.-No.: 75090

ACCESSORIES

Mixing Tips

for cements

DELIVERY FORM

Mixing tips brown, pointed 1:1,
50 pieces
Art.-No.: 03470

Mixing tips brown 4:1,
50 pieces
Art.-No.: 03480

Temporary materials

Aesthetic temporary restorations
– bubble-free and easily fabricated..

Provi Temp K

Provi Temp K is a self-curing, paste-like composite material for the fabrication of temporary crowns and bridges based on multifunctional methacrylates in the mixing ratio 4:1.

Due to its high final hardness and high elasticity, Provi Temp K is particularly suitable for the fabrication of large bridges. The material shows a natural fluorescence under UV light, which further enhances its aesthetic effect.

INDICATIONS:

- Fabrication of temporary crowns, bridges, inlays, onlays and veneers
- Fabrication of long-term temporary restorations

ADVANTAGES:

- ☑ **High resistance to breakage and abrasion:** Provi Temp K offers exceptional flexural and abrasion resistance, which significantly extends the durability of the temporary and makes it resistant to daily chewing pressure.
- ☑ **Low curing temperature:** The temporary restoration can be fabricated extraorally or intraorally, as the low heat development (below 40°C) does not stress the patient.
- ☑ **Methyl methacrylate-free:** Provi Temp K is free of methyl methacrylate, making it biocompatible and tissue friendly.
- ☑ **Excellent accuracy of fit and low shrinkage:** Due to the minimal polymerization shrinkage and high dimensional stability, the temporary remains precisely adapted, optimally protects the prepared teeth and secures the occlusion.
- ☑ **Easy to polish and repair:** The cured temporary can be optimally polished and easily repaired if necessary. Already cured material chemically bonds with new Provi Temp K or light-curing composites.
- ☑ **Outstanding aesthetics:** Provi Temp K offers excellent color and shape stability, so that the temporary restoration retains an aesthetically pleasing appearance even over longer periods of time.
- ☑ **High stability:** The exceptional stability of the material is particularly evident on thin crown margins, making it ideal for the fabrication of large and extended bridge structures.

DELIVERY FORM

Shade A1, 50 ml, 4:1
(incl. 15 Mixing tips light blue 4:1)
Art.-No.: 73560

Shade A2, 50 ml, 4:1
(incl. 15 Mixing tips light blue 4:1)
Art.-Nr.: 73540

Shade A3, 50 ml, 4:1
(incl. 15 Mixing tips light blue 4:1)
Art.-No.: 73570

Shade Bleach, 50 ml, 4:1
(incl. 15 Mixing tips light blue 4:1)
Art.-No.: 73590

Shade A3, 5 ml ,4:1
(incl. 5 Mixing tips brown)
Art.-No.: 73571

Shade A2, 5 ml, 4:1
(incl. 5 Mixing tips brown 4:1)
Art.-No.: 73541

TECHNICAL DATA

Shades: A1, A2, A3, Bleach
Mixing time: Not applicable
Processing time: 1 Min.
Curing time in the mouth: approx. 3 Min.
Curing time until finishing: approx. 6 - 7 Min.

Fabrication of temporary restoration with Bisico Provi Temp K

Provi Bond K

Eugenol-free, temporary luting cement.

Provi Bond K is a high-quality, eugenol-free, temporary luting cement for the safe and simple cementation of temporary and permanent crowns and bridges. The practical application directly from the cartridge or mini syringe ensures error-free, optimum dosing and saves valuable time in everyday practice.

INDICATIONS:

- Temporary luting of provisional crowns and bridges
- Temporary luting of permanent crowns and bridges

ADVANTAGES:

☑ **Eugenol-free**
Provi Bond K is eugenol-free and therefore does not affect the subsequent use of composite systems, which guarantees maximum flexibility during treatment.

☑ **Secure, reliable adhesion**
Provi Bond K provides a reliable bond and optimal protection of the tooth stump against external stimuli (cold, heat, acid). The smooth contact surface between the dentin and the crown enables easy removal of the temporary without damaging the tooth stump.

☑ **No cement residue on the tooth stump**
Provi Bond K remains exclusively in the temporary so that the tooth stump remains clean when the temporary is removed. Excess material can be easily removed, which ensures clean, easy handling.

☑ **Antibacterial effect**
The zinc oxide content protects the tooth stump from bacterial contamination.

DELIVERY FORM

5 ml Mini syringe 1:1
(incl. 10 Mixing tips brown 1.1)
Art.-No.: 03710

25 ml Cartridge 1:1
(incl. 12 Mixing tips light blue 1:1)
Art.-No.: 03720

Temp S

Temporary crown and bridge material.

Bisico® Temp S is an acrylate-based material which has proven itself over decades for the fabrication of temporary crowns and bridges. The powder and liquid are mixed by hand. Then Temp S can be applied intraorally or extraorally.
The material is resistant to fracture and abrasion and is easy to finish, polish and repair.

DELIVERY FORM

100 g powder universal, 50 ml liquid, 1 mixing cup
Art.-No.: 03120
100 g powder universal
Art.-No.: 12510
50 ml Temp S liquid
Art.-No.: 12520

ZUBEHÖR

Dispenser 4/10

For 50ml cartridges 4:1
(Provi-Temp K)

Art.-No.: 02020

Dispenser 25

For 25ml cartridges 1:1
(Provi Bond 25ml)

Art.-No.: 01940

Mixing tips
for Provi Temp K

DELIVERY FORM

Mixing tips light blue 4 : 1,
50 pieces
(orange spiral)
Art.-No.: 03460

Mixing tips brown 4 : 1,
50 pieces
(orange spiral)
Art.-No.: 03480

Mixing tips
for Provi Bond K

DELIVERY FORM

Mixing tips light blue 1: 1,
50 pieces
(pointed, white spiral)
Art.-No.: 03450

Mixing tips brown 1 : 1,
50 pieces
(pointed, white spiral)
Art.-No.: 03470

Your points of contact

Maike Wassmann
GENERAL MANAGER
+49 521 80 16 806
E-Mail: wassmann@bisico.de

Karen Danneberg
MARKETING MANAGER | AUTHORISED OFFICER
+49 521 80 16 806
E-Mail: danneberg@bisico.de

Mila Aydin
EXPORT MANAGER
+49 521 80 16 802
E-Mail: aydin@bisico.de

Sebastian Zimmermann
PRRC | OPERATIONS MANAGER
+49 521 329 367 44
E-Mail: zimmermann@bisico.de

Bielefelder Dentalsilicone GmbH & Co. KG
Johanneswerkstraße 3
33611 Bielefeld

Tel. +49 (0) 521 801 68 00
Fax +49 (0) 521 801 68 01
E-Mail info@bisico.de
Web www.bisico.de

Rev. Nr.: 68400-05.2026

@bisico_gmbh